

Ref No.: EW/Sec/2016/14

April 20, 2016

National Stock Exchange of India Limited
Exchange Plaza,
Bandra Kurla Complex,
Bandra (E),
Mumbai - 400 051.

Dear Sir,

Ref.:- Symbol - EDELWEISS


Sub.: Shareholding Pattern under Regulation 31 of SEBI (Listing Obligations and Disclosure Requirements) Regulations, 2015 for the quarter ended March 31, 2016

Pursuant to Regulation 31 of the SEBI (Listing Obligations and Disclosure Requirements) Regulations, 2015, the Shareholding Pattern of the Company for the quarter ended March 31, 2016 is enclosed.

You are requested to take the above on record.

Thanking you,

For Edelweiss Financial Services Limited


B. Renganathan
Executive Vice President & Company Secretary


Encl : as above

Shareholding Pattern under Regulation 31 of SEBI (Listing Obligations and Disclosure Requirements) Regulations, 2015

1	Name of Listed Entity: Edelweiss Financial Services Limited
2	Scrip Code/Name of Scrip/Class of Security: BSE - 532922, NSE - EDELWEISS, Edelweiss Financial Services Limited, Equity Shares
3	Share Holding Pattern Filed under: Reg. 31(1)(a)/Reg. 31(1)(b)/Reg.31(1)(c)
	a. If under 31(1)(b) then indicate the report for Quarter ending March 31, 2016
	b. If under 31(1)(c) then indicate date of allotment/extinguishment
4	Declaration: The Listed entity is required to submit the following declaration to the extent of submission of information:-


Particulars	Yes*	No*
1 Whether the Listed Entity has issued any partly paid up shares?		No
2 Whether the Listed Entity has issued any Convertible Securities or Warrants?		No
3 Whether the Listed Entity has any shares against which depository receipts are issued?		No
4 Whether the Listed Entity has any shares in locked-in?		No
5 Whether any shares held by promoters are pledge or otherwise encumbered?	Yes	

* If the Listed Entity selects the option 'No' for the questions above, the columns for the partly paid up shares, Outstanding Convertible Securities/Warrants, depository receipts, locked-in shares, No of shares pledged or otherwise encumbered by promoters, as applicable, shall not be displayed at the time of dissemination on the Stock Exchange website. Also wherever there is 'No' declared by Listed Entity in above table the values will be considered as 'Zero' by default on submission of the format of holding of specified securities.



Edelweiss Financial Services Limited
 Table 1- Summary Statement holding of specified securities

Category	Category of shareholder	Number of shareholders	No. of fully paid up equity shares held	No. of Partly paid-up equity shares held	No. of shares underlying Depository Receipts	Total nos. shares held	Shareholding as a % of total no. of shares (calculated as per SCRR, 1957)	Number of Voting Rights held in each class of securities			No. of Shares Underlying Outstanding convertible securities (including share warrants)	Shareholding as a % assuming full conversion of convertible securities as a percentage of diluted share capital	Number of Shares Locked in shares		Number of Shares pledged or otherwise encumbered	Number of equity shares held in dematerialised form
								No of Voting Rights		Total as a % of (A+B+C)			No. (a)	As a % of total Shares held(b)		
								Class eg: Equity Shares	Class eg: y Shares							
(i)	(ii)	(iii)	(iv)	(v)	(vi)	(vii) = (iv)+(v)+(vi)	(viii) As a % of (A+B+C2)	(ix)	(x)	(xi) = (vii)+(x) As a % of (A+B+C2)	(xii)	(xiii)	(xiv)			
(A)	Promoter & Promoter Group	10	307,385,690	-	-	307,385,690	37.7607%	307,385,690	-	37.7607%	-	147,683,000	48.0449%	307,385,690		
(B)	Public	122,557	461,754,160	-	-	461,754,160	56.7240%	461,754,160	-	56.7240%	-	-	-	460,969,990		
(C)	Non Promoter- Non Public	2	44,896,780	-	-	44,896,780	5.5153%	44,896,780	-	5.5153%	-	-	-	44,896,780		
(C1)	Shares Underlying DRs	-	-	-	-	-	-	-	-	-	-	-	-	-		
(C2)	Shares Held By Employee Trust	2	44,896,780	-	-	44,896,780	5.5153%	44,896,780	-	5.5153%	-	-	-	44,896,780		
	Total	122,569	814,036,630	-	-	814,036,630	100.0000%	814,036,630	-	100.0000%	-	147,683,000	18.1421%	813,252,460		






Catergory	Category & Name of the shareholders	PAN	Nos. of shares	No. of fully paid up equity shares held	No. of Partly paid-up equity shares held	No. of shares underlying Depository Receipts	Total nos. shares held (VII) = (V)+(VI)	Shareholding as a % of total no. of shares (calculated as per SCRR, 1957)	Number of Voting Rights held in each class of securities			No. of Shares Underlying convertible securities (including Warrants)	Shareholding, as a % assuming full conversion of convertible securities (as a percentage of diluted share capital)	Number of Locked in shares	Number of Shares pledged or otherwise encumbered	Number of equity shares held in dematerialized form
									No. of Voting Rights	Class eg: Y	Total					
1	Indian Individuals / Hindu Undivided Family							(VIII) As a % of (A+B+C2)								
(a)	Bank		8	264,435,690			264,435,690	32.4845%								
	Bank			145,301,730			145,301,730	17.8495%								
	Bank			58,026,560			58,026,560	7.1282%								
	Bank			35,031,200			35,031,200	4.3094%								
	Bank			12,000,000			12,000,000	1.4741%								
	Bank			12,000,000			12,000,000	1.4741%								
	Bank			1,025,000			1,025,000	0.1259%								
	Bank			1,001,200			1,001,200	0.1230%								
(b)	Central Government / State Government(s)			50,000			50,000	0.0061%								
(c)	Financial Institutions / Banks															
(d)	Any Other (Specialty Bodies Corporate)			41,950,000			41,950,000	5.1533%								
	Sub Total (A1)			41,950,000			41,950,000	5.1533%								
	Sub Total (A1)			306,385,690			306,385,690	37.6378%								
2	Foreign Individuals (Non-Resident Individuals) / Foreign															
(e)	Foreign			1,000,000			1,000,000	0.1228%								
(f)	Foreign			1,000,000			1,000,000	0.1228%								
(g)	Foreign															
(h)	Foreign															
(i)	Foreign															
(j)	Foreign															
(k)	Foreign															
(l)	Foreign															
(m)	Foreign															
(n)	Foreign															
(o)	Foreign															
(p)	Foreign															
(q)	Foreign															
(r)	Foreign															
(s)	Foreign															
(t)	Foreign															
(u)	Foreign															
(v)	Foreign															
(w)	Foreign															
(x)	Foreign															
(y)	Foreign															
(z)	Foreign															
(AA)	Foreign															
(AB)	Foreign															
(AC)	Foreign															
(AD)	Foreign															
(AE)	Foreign															
(AF)	Foreign															
(AG)	Foreign															
(AH)	Foreign															
(AI)	Foreign															
(AJ)	Foreign															
(AK)	Foreign															
(AL)	Foreign															
(AM)	Foreign															
(AN)	Foreign															
(AO)	Foreign															
(AP)	Foreign															
(AQ)	Foreign															
(AR)	Foreign															
(AS)	Foreign															
(AT)	Foreign															
(AU)	Foreign															
(AV)	Foreign															
(AW)	Foreign															
(AX)	Foreign															
(AY)	Foreign															
(AZ)	Foreign															
(BA)	Foreign															
(BB)	Foreign															
(BC)	Foreign															
(BD)	Foreign															
(BE)	Foreign															
(BF)	Foreign															
(BG)	Foreign															
(BH)	Foreign															
(BI)	Foreign															
(BJ)	Foreign															
(BK)	Foreign															
(BL)	Foreign															
(BM)	Foreign															
(BN)	Foreign															
(BO)	Foreign															
(BP)	Foreign															
(BQ)	Foreign															
(BR)	Foreign															
(BS)	Foreign															
(BT)	Foreign															
(BU)	Foreign															
(BV)	Foreign															
(BW)	Foreign															
(BX)	Foreign															
(BY)	Foreign															
(BZ)	Foreign															
(CA)	Foreign															
(CB)	Foreign															
(CC)	Foreign															
(CD)	Foreign															
(CE)	Foreign															
(CF)	Foreign															
(CG)	Foreign															
(CH)	Foreign															
(CI)	Foreign															
(CJ)	Foreign															
(CK)	Foreign															
(CL)	Foreign															
(CM)	Foreign															
(CN)	Foreign															
(CO)	Foreign															
(CP)	Foreign															
(CQ)	Foreign															
(CR)	Foreign															
(CS)	Foreign															
(CT)	Foreign															
(CU)	Foreign															
(CV)	Foreign															
(CW)	Foreign															
(CX)	Foreign															
(CY)	Foreign															
(CZ)	Foreign															
(DA)	Foreign															
(DB)	Foreign															
(DC)	Foreign															
(DD)	Foreign															
(DE)	Foreign															



Edelweiss Financial Services Limited
Table III - Statement showing Shareholding pattern of the Public shareholder

Category	Name of the shareholder	PAN	Nos. of shareholders	No. of fully paid up equity shares held	No. of Partly paid-up equity shares held	No. of shares underlying Depository Receipts	Total nos. shares held (VII) = (IV)+(V)+(VI)	Shareholding % calculated as per SCRR, 1957 as a % of (A+B+C2)	Number of Voting Rights held in each class of securities			No. of Shares Underlying Outstanding convertible securities (including Warrants)	Shareholding, as a % assuming full conversion of convertible securities (as a percentage of diluted share capital)	Number of Locked in shares		Number of Shares pledged or otherwise encumbered		Number of equity shares held in dematerialized form	
									No. of Voting Rights	Class eg: Y	Total			(No. (a))	As a % of Total Shares held (b)	(No. (a))	As a % of Total Shares held (b)		
1	Institutions																		
(a)	Mutual Fund		9	10,544,574	-	-	10,544,574	1.2953%	10,544,574	-	-	-	1.2953%	-	-	-	-	10,544,574	
(b)	Venture Capital Funds		-	-	-	-	-	-	-	-	-	-	-	-	-	-	-	-	-
(c)	Alternate Investment Funds		-	-	-	-	-	-	-	-	-	-	-	-	-	-	-	-	-
(d)	Equity Venture Capital Investors		-	-	-	-	-	-	-	-	-	-	-	-	-	-	-	-	-
(e)	Foreign Portfolio Investors/Foreign Institutional Investors		89	235,971,538	-	-	235,971,538	28.8878%	235,971,538	-	-	-	28.8878%	-	-	-	-	235,971,538	
	Firs Caylve Ventures Mauritius	AAACF9946P	-	68,046,557	-	-	68,046,557	8.3594%	68,046,557	-	-	-	8.3594%	-	-	-	-	68,046,557	
	FII Investments(Mauritius)Itd	AAACF875JA	-	17,572,634	-	-	17,572,634	1.5983%	17,572,634	-	-	-	1.5983%	-	-	-	-	17,572,634	
	Privatebank IINAG Zurich AG	AAACF1684I	-	31,957,690	-	-	31,957,690	3.9252%	31,957,690	-	-	-	3.9252%	-	-	-	-	31,957,690	
	S&P Advisors Mauritius Limited		-	-	-	-	-	-	-	-	-	-	-	-	-	-	-	-	-
	A/C S&P India IV FII Holdings Limited	AAACSB227B	-	25,633,505	-	-	25,633,505	3.1489%	25,633,505	-	-	-	3.1489%	-	-	-	-	25,633,505	
	Fidelity Investment Trust		-	-	-	-	-	-	-	-	-	-	-	-	-	-	-	-	-
	Fidelity Series Emerging Markets Fund	AAATF2651A	-	17,973,059	-	-	17,973,059	2.2078%	17,973,059	-	-	-	2.2078%	-	-	-	-	17,973,059	
	Avanra Holdings Private	AAACB7337I	-	11,900,000	-	-	11,900,000	1.4619%	11,900,000	-	-	-	1.4619%	-	-	-	-	11,900,000	
	Utrust	AAACB586C	-	9,353,386	-	-	9,353,386	1.1489%	9,353,386	-	-	-	1.1489%	-	-	-	-	9,353,386	
	NSD (NSDL)		-	-	-	-	-	-	-	-	-	-	-	-	-	-	-	-	-
	NSD (NSDL) Government Authority - Bhubai	AAACB4830N	-	9,031,495	-	-	9,031,495	1.0953%	9,031,495	-	-	-	1.0953%	-	-	-	-	9,031,495	
(f)	Financial Institutions / Banks		6	358,492	-	-	358,492	0.0440%	358,492	-	-	-	0.0440%	-	-	-	-	358,492	
(g)	Insurance Companies		-	-	-	-	-	-	-	-	-	-	-	-	-	-	-	-	-
(h)	Provident Funds/ Pension Funds		-	-	-	-	-	-	-	-	-	-	-	-	-	-	-	-	-
(i)	Any Other (Specify)		104	246,874,604	-	-	246,874,604	30.3272%	246,874,604	-	-	-	30.3272%	-	-	-	-	246,874,604	
	Central Government/ State Government/ President of India		-	-	-	-	-	-	-	-	-	-	-	-	-	-	-	-	-
2	Sub Total (B)(1)																		
	Sub Total (B)(2)																		



3	Non-Institutions	45,638,991	45,638,991	5.6065%	45,638,991	5.6065%	45,638,991	5.6065%	45,638,991	5.6065%	45,638,991	5.6065%
(c)	Individuals	113,880	45,638,991	5.6065%	45,638,991	5.6065%	45,638,991	5.6065%	45,638,991	5.6065%	45,638,991	5.6065%
	i. Individual shareholders holding nominal share capital up to Rs. 2 lacs.	-	-	-	-	-	-	-	-	-	-	-
	ii. Individual shareholders holding nominal share capital in excess of Rs. 2 lacs.	70	107,962,676	13.2656%	107,962,676	13.2656%	107,962,676	13.2656%	107,962,676	13.2656%	107,962,676	13.2656%
	Subsidiary Zintwani	-	12,316,380	1.5180%	12,316,380	1.5180%	12,316,380	1.5180%	12,316,380	1.5180%	12,316,380	1.5180%
	ARPM1431R	-	8,418,800	1.0444%	8,418,800	1.0444%	8,418,800	1.0444%	8,418,800	1.0444%	8,418,800	1.0444%
	Prakashan Rasteh	-	9,000,000	1.1056%	9,000,000	1.1056%	9,000,000	1.1056%	9,000,000	1.1056%	9,000,000	1.1056%
	Redhegyan	-	11,606,220	1.4288%	11,606,220	1.4288%	11,606,220	1.4288%	11,606,220	1.4288%	11,606,220	1.4288%
	Naresh Lakshman Singh Kohari	-	8,323,465	1.0225%	8,323,465	1.0225%	8,323,465	1.0225%	8,323,465	1.0225%	8,323,465	1.0225%
	Shri Ram Venkateswaran Iyer	-	-	-	-	-	-	-	-	-	-	-
	AMGP1289GQ	-	-	-	-	-	-	-	-	-	-	-
	RBFCS registered with RBI	-	-	-	-	-	-	-	-	-	-	-
	Employee Trusts	-	-	-	-	-	-	-	-	-	-	-
	Overseas Depositories (holding (d) (b) (i) (balancing figure))	-	-	-	-	-	-	-	-	-	-	-
	(e) Any Other (Specify)	8,503	61,277,889	7.5277%	61,277,889	7.5277%	61,277,889	7.5277%	61,277,889	7.5277%	61,277,889	7.5277%
	Trusts	9	537,461	0.6560%	537,461	0.6560%	537,461	0.6560%	537,461	0.6560%	537,461	0.6560%
	Hindu Undivided Family	6,633	2,213,278	2.7125%	2,213,278	2.7125%	2,213,278	2.7125%	2,213,278	2.7125%	2,213,278	2.7125%
	Foreign Companies	4	16,214,530	1.9815%	16,214,530	1.9815%	16,214,530	1.9815%	16,214,530	1.9815%	16,214,530	1.9815%
	BIR SA	-	14,043,180	1.7251%	14,043,180	1.7251%	14,043,180	1.7251%	14,043,180	1.7251%	14,043,180	1.7251%
	Non Resident Indians (Non Repatri)	276	1,083,722	0.1331%	1,083,722	0.1331%	1,083,722	0.1331%	1,083,722	0.1331%	1,083,722	0.1331%
	Non Resident Indians (Repatri)	626	16,261,758	1.9977%	16,261,758	1.9977%	16,261,758	1.9977%	16,261,758	1.9977%	16,261,758	1.9977%
	P/VA Khichabandini	-	10,713,142	1.3161%	10,713,142	1.3161%	10,713,142	1.3161%	10,713,142	1.3161%	10,713,142	1.3161%
	Individuals / Hindu Undivided Family	-	-	-	-	-	-	-	-	-	-	-
	Clearing Member	231	678,223	0.8335%	678,223	0.8335%	678,223	0.8335%	678,223	0.8335%	678,223	0.8335%
	BoD/ra Corporate	730	16,207,037	1.9809%	16,207,037	1.9809%	16,207,037	1.9809%	16,207,037	1.9809%	16,207,037	1.9809%
	Other Directors	4	9,081,680	0.9928%	9,081,680	0.9928%	9,081,680	0.9928%	9,081,680	0.9928%	9,081,680	0.9928%
	Sub Total (B)(3)	122,453	214,879,556	26.3988%	214,879,556	26.3988%	214,879,556	26.3988%	214,879,556	26.3988%	214,879,556	26.3988%
	Total Public Shareholding (B) = (B)(1)+(B)(2)+(B)(3)	122,557	461,754,160	56.7240%	461,754,160	56.7240%	461,754,160	56.7240%	461,754,160	56.7240%	461,754,160	56.7240%

Details of the shareholders acting as persons in Concert including their Shareholding (No. and %):
 Details of shares which remain unclaimed may be given here along with details such as number of shareholders, outstanding shares held in demat/unclaimed suspense account, voting rights which are frozen etc.


Note:
 (1) PAN would not be displayed on website of Stock Exchange(s).
 (2) The above format needs to be disclosed along with the name of following persons: institutions/Non institutions holding more than 1% of total number of shares
 (3) W.r.t. the information pertaining to Depository Receipts, the same may be disclosed in the respective columns to the extent information available and the balance to be disclosed as held by custodian.






Details of the shareholders acting as persons in Concert including their Shareholding:
(Kindly start filing data from Row No - 3)

Name of shareholder	Name of PAC	No. of shares	Holding %
PRIVATBANK IHAG ZURICH AG	BIH SA	14043180	1.7251
FIL INVESTMENTS(MAURITIUS)LTD	FIDELITY MANAGEMENT AND RESEARCH COMPANY A/C FIDELITY ADVISOR SERIES VIII - FIDELITY ADVISOR DIVERSIFIED INTERNATIONAL FUND	2655200	0.3262
	FIDELITY INVESTMENT TRUST FIDELITY EMERGING ASIA FUND	2273486	0.2793
	FIDELITY MANAGEMENT AND RESEARCH COMPANY A/C FIDELITY ADVISOR SERIES VIII FIDELITY ADVISOREMERGING ASIA FUND	582303	0.0715
	FIDELITY GROUP TRUST FOR EMPLOYEE BENEFIT PLANS FIDELITY DIVERSIFIED INTERNATIONAL COMMINGLED POOL	3344800	0.4109
	FIDELITY INVESTMENT TRUST FIDELITY EMERGING MARKETS DISCOVERY FUND	431938	0.0531
	FIDELITY INVESTMENT TRUST FIDELITY INTERNATIONAL SMALL CAP FUND	3634440	0.4465



Details of Shares which remain unclaimed may be given here along with details such as number of shareholders, outstanding shares held in demat/unclaimed suspense account, voting
(Kindly start filing data from Row No - 3)

No. of shareholders	No. of Shares
106	8490



Edelweiss Financial Services Limited																
Table IV - Statement showing shareholding pattern of the Non Promoter- Non Public shareholder																
Category of shareholders	PAN	No. of shareholding holders	No. of fully paid up equity shares held	No. of Partly paid-up equity shares held	No. of shares underlying Depository Receipts	Total nos. shares held	Shareholding as a % of total no. of shares (calculated as per SCRR, 1957)	Number of Voting Rights held in each class of securities			No. of Shares Underlying Outstanding convertible securities (including Warrants)	Shareholding as a % assuming full conversion of convertible securities (as a percentage of diluted share capital)	Number of Locked in shares		Number of Shares pledged or otherwise	Number of equity shares held in dematerialised form
								No of Voting Rights	Class eg: Equity Shares	Total			No. (a)	As a % of total Shares held(s)		
(i)	(ii)	(iii)	(iv)	(v)	(vi)	(vii) = (iv)+(v)+(vi)	(viii) As a % of (A+B+C2)	(ix)			(x)	(xi) = (vii)+(x) As a % of (A+B+C2)	(xii)	(xiii)	(xiv)	
1. Custodian/DR Holder																
Employee Benefit Trust (Under SEBI (Share based Employee Benefit) Regulations, 2014)																
2. REGULATIONS, 2014)																
EDELWEISS EMPLOYEES WELFARE TRUST	AAATE1688G		44,896,780			44,896,780	5.5153%	44,896,780			44,896,780	5.5153%				44,896,780
Total Non-Promoter- Non Public Shareholding (C) = (C1)+(C)2)			37,595,270			37,595,270	4.6184%	37,595,270			37,595,270	4.6184%				37,595,270
			44,896,780			44,896,780	5.5153%	44,896,780			44,896,780	5.5153%				44,896,780

Note:
 (1) PAN would not be displayed on website of Stock Exchange(s).
 (2) The above format needs to disclose name of all holders holding more than 1% of total number of shares
 (3) W.r.t. the information pertaining to Depository Receipts, the same may be disclosed in the respective columns to the extent information available

