

## Independent Auditors' Report

To the Directors of  
**Edelweiss Investment Advisors Private Limited**

### Report on the Financial Statements

We have audited the accompanying financial statements of **Edelweiss Investment Advisors Private Limited** ('the Company'), which comprise the Balance Sheet as at 31 March 2018, the Statement of Profit and Loss and the Cash Flow Statement for the year then ended, and a summary of significant accounting policies and other explanatory information.

### Management's Responsibility for the Financial Statements

The Company's Board of Directors is responsible for the preparation of these financial statements that give a true and fair view of the financial position, financial performance and cash flows of the Company. This responsibility also includes maintenance of adequate accounting records for safeguarding of the assets of the Company and for preventing and detecting frauds and other irregularities; selection and application of appropriate accounting policies; making judgments and estimates that are reasonable and prudent; and design, implementation and maintenance of adequate internal financial controls, that were operating effectively for ensuring the accuracy and completeness of the accounting records, relevant to the preparation and presentation of the financial statements that give a true and fair view and are free from material misstatement, whether due to fraud or error.

### Auditor's Responsibility

Our responsibility is to express an opinion on these financial statements based on our audit.

We conducted our audit in accordance with the Standards on Auditing, which requires that we comply with ethical requirements and plan and perform the audit to obtain reasonable assurance about whether the financial statements are free from material misstatement.

An audit involves performing procedures to obtain audit evidence about the amounts and the disclosures in the financial statements. The procedures selected depend on the auditor's judgment, including the assessment of the risks of material misstatement of the financial statements, whether due to fraud or error. In making those risk assessments, the auditor considers internal financial control relevant to the Company's preparation of the financial statements that give a true and fair view in order to design audit procedures that are appropriate in the circumstances, but not for the purpose of expressing an opinion on whether the Company has in place an adequate internal financial controls system over financial reporting and the operating effectiveness of such controls. An audit also includes evaluating the appropriateness of the accounting policies used and the reasonableness of the accounting estimates made by the Company's Directors, as well as evaluating the overall presentation of the financial statements.



B - 46, 3<sup>rd</sup> Floor, Pravasi Estate, V N Road, Goregaon (E), Mumbai - 400 063.

Tel.: +91. 22. 4217 3337 | Email: info@ngsco.in

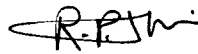
www.ngsco.in

We believe that the audit evidence we have obtained is sufficient and appropriate to provide a basis for our audit opinion on the financial statements.

**Opinion**

In our opinion and to the best of our information and according to the explanations given to us, the aforesaid financial statements give the information required by the Companies Act, 2013 in the manner so required and give a true and fair view in conformity with the accounting principles generally accepted in India, of the state of affairs of the Company as at 31 March 2018, and its profit and its cash flows for the year ended on that date.

**For NGS & Co. LLP**  
**Chartered Accountants**  
**Firm Registration No. 119850W**



**R.P.Soni**  
**Partner**  
**Membership No. 104796**



Place: Mumbai  
Date: 25 April 2018

# Edelweiss Investment Advisors Private Limited

## Balance Sheet

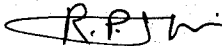
(Currency: Indian rupees)


	Note	As at 31 March 2018	As at 31 March 2017
<b>EQUITY AND LIABILITIES</b>			
<b>Shareholders' funds</b>			
Share capital	2.1	84,453,336	84,453,336
Reserves and surplus	2.2	<u>5,146,384</u>	<u>(7,211,726)</u>
		<b>89,599,720</b>	<b>77,241,610</b>
<b>Non-current liabilities</b>			
Long-term provisions	2.3	119,580	139,247
<b>Current liabilities</b>			
Trade payables		2,052,171	869,039
Short term provisions	2.4	49,825	2,443,132
Other current liabilities	2.5	<u>8,066,976</u>	<u>7,599,881</u>
		<b>10,168,972</b>	<b>10,912,052</b>
<b>TOTAL</b>		<b><u>99,888,272</u></b>	<b><u>88,292,909</u></b>
<b>ASSETS</b>			
<b>Non-current assets</b>			
Fixed assets			
Tangible assets	2.6	67,448	15,954
Long-term loans and advances	2.7	<u>4,999,969</u>	<u>4,657,852</u>
		<b>5,067,417</b>	<b>4,673,806</b>
<b>Current assets</b>			
Trade receivables	2.8	24,248,396	11,514,085
Cash and cash equivalents	2.9	69,666,757	71,388,276
Short-term loans and advances	2.10	<u>905,702</u>	<u>716,742</u>
		<b>94,820,855</b>	<b>83,619,103</b>
<b>TOTAL</b>		<b><u>99,888,272</u></b>	<b><u>88,292,909</u></b>

Significant accounting policies and notes to the financial statements 1 & 2


As per our report of even date attached.

For NGS & Co. LLP  
Chartered Accountants  
Firm Registration No.: 119850W


  
**R. P. Soni**  
Partner  
Membership No.: 104796  
Mumbai  
25 April 2018



For and on behalf of the Board of Directors

  
**Mohit Batra**  
Director

25 April 2018

  
**Suchi Srivastava**  
Director

25 April 2018

# Edelweiss Investment Advisors Private Limited

## Statement of Profit and Loss

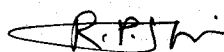
(Currency: Indian rupees)

Particulars	Note	For the year ended 31 March 2018	For the year ended 31 March 2017
<b>Income</b>			
<b>Revenue from operations</b>			
Fee income	2.11	43,350,811	63,776,819
Other income	2.12	492,768	2,219
<b>Total revenue</b>		<b>43,843,579</b>	<b>63,779,038</b>
<b>Expenses</b>			
Employee benefit expenses	2.13	26,564,153	25,587,220
Finance costs	2.14	38,284	31,534
Other expenses	2.15	13,261,421	10,850,207
Depreciation and ammortisation expenses	2.6	38,738	16,626
<b>Total expenses</b>		<b>39,902,596</b>	<b>36,485,587</b>
<b>Profit before tax</b>		<b>3,940,983</b>	<b>27,293,451</b>
<b>Tax expense</b>			
Current tax (includes reversal of excess provision of earlier years: Rs 2,436,001, Previous year: Rs.Nil)		(2,436,001)	2,502,942
<b>Profit for the year</b>		<b>6,376,984</b>	<b>24,790,509</b>
<b>Earnings per ordinary share:</b>			
Basic and diluted (of par value of SGD 1 each)	2.18	3.54	19.43


Significant accounting policies and notes to the financial statements 1 & 2

As per our report of even date attached.



For NGS & Co. LLP  
Chartered Accountants  
Firm Registration No.: 119850W



**R. P. Soni**  
Partner  
Membership No.: 104796  
Mumbai  
25 April 2018



For and on behalf of the Board of Directors

**Mohit Batra**  
Director

**Suchi Srivastava**  
Director

25 April 2018

25 April 2018

# Edelweiss Investment Advisors Private Limited

## Cash Flow Statement

(Currency: Indian rupees)

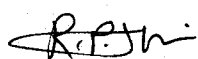
	For the year ended 31 March 2018	For the year ended 31 March 2017
<b>A Cash flow from operating activities</b>		
Profit before taxation	3,940,983	27,293,451
<i>Adjustments</i>		
Depreciation and ammortisation expenses	38,738	16,626
Provision for compensated absences	(28,518)	(242,364)
<b>Operating cash flow before working capital changes</b>	<b>3,951,203</b>	<b>27,067,713</b>
<i>Add / (Less): Adjustments for working capital changes</i>		
Increase/(decrease) in trade payables	1,183,131	(842,152)
Increase in loans and advances	(531,077)	(33,061)
Increase in trade receivables	(12,734,311)	(5,112,508)
Increase in current liabilities	467,095	2,573,116
<b>Cash (used in) / generated from operations</b>	<b>(7,663,959)</b>	<b>23,653,108</b>
Income taxes paid	(18,300)	-
<b>Net cash (used in) / generated from operating activities - A</b>	<b>(7,645,659)</b>	<b>23,653,108</b>
<b>B Cash flow from investing activities</b>		
Purchase of fixed assets	(86,744)	-
<b>Net cash used in investing activities - B</b>	<b>(86,744)</b>	<b>-</b>
<b>C Cash flow from financing activities</b>		
Proceeds from short term borrowings (net) (refer note 1)	-	4,963,240
Proceeds from issue of ordinary shares (refer note 2)	-	28,789,860
<b>Net cash generated from financing activities - C</b>	<b>-</b>	<b>33,753,100</b>
<b>D Change in foreign exchange translation reserve - D</b>	<b>6,010,884</b>	<b>(3,714,368)</b>
<b>Net increase/(decrease) in cash and cash equivalents (A+B+C+D)</b>	<b>(1,721,519)</b>	<b>53,691,840</b>
Cash and cash equivalents as at the beginning of the year	71,388,276	17,696,436
Cash and cash equivalents as at the end of the year (refer note 2.9)	69,666,757	71,388,276

### Notes:


- Net figures have been reported on account of volume of transactions.
- During the year, the Company has converted loans taken from its holding company into equity shares amounting to Rs Nil (previous year Rs. 4,963,240). The same being non-cash in nature, it is not disclosed in the cash flows statement.

As per our report of even date attached.


For NGS & Co. LLP  
Chartered Accountants  
Firm Registration No.: 119850W



**R. P. Soni**  
Partner  
Membership No.: 104796  
Mumbai  
25 April 2018




For and on behalf of the Board of Directors



**Mohit Batra**  
Director

25 April 2018



**Suchi Srivastava**  
Director

25 April 2018

# Edelweiss Investment Advisors Private Limited

## Notes to the financial statement for the year ended 31 March 2018

(Currency: Indian rupees)

### 1. Significant accounting policies

#### 1.1 Basis of preparation of financial statements

The accompanying financial statements are prepared and presented in accordance with Indian Generally Accepted Accounting Principles (“GAAP”) under the historical cost convention, on the accrual basis of accounting, unless otherwise stated, and comply with the Accounting Standards as prescribed under Section 133 of the Companies Act, 2013 read with Rule 7 of the Companies (Accounts) Rules, 2014, the provisions of the Companies Act, 2013 (to the extent notified), (hereinafter referred to as ‘the Act’) and the Schedule III to the Act. The financial statements are presented in Indian Rupees.

The entity being a foreign company, the assets and liabilities for the purpose of preparation of these financial statements, are translated into Indian Rupees at the rate of exchange prevailing as at the Balance Sheet date. Further, revenue and expense are translated into Indian Rupees at the average exchange rate prevailing during the year and the resulting net translation adjustment has been disclosed as Foreign Exchange Translation Reserve in Reserves and Surplus. The same is in compliance with Accounting Standard 11 issued by the Institute of Chartered Accountants of India on “The Effects of Changes in Foreign Exchange Rates”.

#### 1.2 Use of estimates

The preparation of the financial statements in conformity with the generally accepted accounting principles requires the management to make certain estimates and assumptions that affect the reported amounts of assets, liabilities, disclosure of contingent liabilities on date of the financial statements and reported amount of revenue and expenses during the reporting period. The estimates and assumptions used in the accompanying financial statements are based upon management’s evaluation of the relevant facts and circumstances as on the date of the financial statements. Actual results could differ from the estimates. Any revision to accounting estimates is recognised prospectively in current and future periods.

#### 1.3 Current/non-current classification


All assets and liabilities are classified into current and non-current.

##### Assets

An asset is classified as current when it is expected to be realized in, or is intended for sale or consumption in, the company’s normal operating cycle or it is held primarily for the purpose of being traded or it is expected to be realized within 12 months after the reporting date or it is cash or cash equivalent unless it is restricted from being exchanged or expected to be used to settle a liability for at least 12 months after the reporting date. Current assets include the current portion of non-current assets. All other assets are classified as non-current.

##### Liabilities

A liability is classified as current when it is expected to be settled in the company’s normal operating cycle or it is held primarily for the purpose of being traded or it is due to be settled within 12 months after the reporting date or the company does not have an unconditional right to defer settlement of the liability for at least 12 months after the reporting date. Terms of the liability that could, at the option of the counterparty, result in its settlement by the issue of equity instruments do not affect its classification. Current liabilities include current portion of non-current liabilities. All other liabilities are classified as non-current.



# Edelweiss Investment Advisors Private Limited

## Notes to the financial statements (continued)

(Currency: Indian Rupees)

### 1. Significant accounting policies (continued)

#### 1.4 Revenue recognition

Fee income is recognised on accrual basis of accounting.

#### 1.5 Fixed asset and depreciation

Fixed assets are stated at cost less accumulated depreciation. The cost of fixed assets comprises purchase price and any attributable cost of bringing the asset to its working condition for its intended use.

Depreciation is computed utilising the straight-line method to write off the cost of these assets over their estimated useful lives as follows:

Class of asset	Life of asset
Office equipments	3 years

#### 1.6 Impairment of assets

The Company assesses at each balance sheet date whether there is any indication that an asset may be impaired based on internal/external factors. If any such indication exists, the Company estimates the recoverable amount of the asset. If such recoverable amount of the asset is less than its carrying amount, the carrying amount is reduced to its recoverable amount. The reduction is treated as an impairment loss and is recognized in the statement of profit and loss. If at the balance sheet date there is an indication that a previously assessed impairment loss no longer exists, the recoverable amount is reassessed and the asset is reflected at the recoverable amount subject to a maximum of the depreciable historical cost.

#### 1.7 Cash and cash equivalents

Cash and cash equivalents includes cash in hand, demand deposits with banks and other fixed deposits with bank with original maturities of three months or less.

#### 1.8 Taxation


Tax expenses comprises of current tax (i.e. amount of tax for the period determined in accordance with the applicable income-tax law), deferred tax charge or credit (reflecting the tax effect of timing differences between accounting income and taxable income for the period).

##### Current tax

Provision for current tax is recognised based on estimated tax liability computed after adjusting for allowances, disallowances and exemptions in accordance with the tax laws applicable.

##### Deferred tax

The deferred tax charge or credit and the corresponding deferred tax liabilities and assets are recognized using the tax rates that have been enacted or substantively enacted by the balance sheet date. Deferred tax assets are recognised only to the extent there is reasonable certainty that the asset can be realised in future; however, where there is unabsorbed depreciation or carry forward losses under taxation laws, deferred tax asset is recognised to the extent that it is probable that future taxable profit will be available against which the deductible temporary differences and tax losses can be utilised. Deferred tax assets are reviewed as at each balance sheet date and written down or written-up to reflect the amount that is reasonable / probable (as the case may be) to be realised.



# Edelweiss Investment Advisors Private Limited

## Notes to the financial statements (continued)

(Currency: Indian Rupees)

### 1. Significant accounting policies (continued)

#### 1.9 Employee benefits

The accounting policy followed by the company in respect of its employee benefit schemes in accordance with Singapore FRS, which is also in accordance with Accounting Standard 15 (revised 2005), is set out below:

##### *Compensated Absences*

The eligible employees of certain companies of the Group are permitted to carry forward certain number of their annual leave entitlement to subsequent years, subject to a ceiling. The Group recognizes the charge to the statement of profit and loss and corresponding liability on account of such non-vesting accumulated leave entitlement based on a valuation by an independent actuary. The costs of providing annual leave benefits are determined using the projected unit credit method.

#### 1.10 Earnings per share

The Company reports basic and diluted earnings per share in accordance with Accounting Standard 20 – “Earnings Per Share” as prescribed under Section 133 of the Companies Act, 2013 read with Rule 7 of the Companies (Accounts) Rules, 2014. Basic earnings per share is computed by dividing the net profit after tax attributable to the ordinary shareholders for the year by the weighted average number of ordinary shares outstanding during the year.


Diluted earnings per share reflect the potential dilution that could occur if securities or other contracts to issue ordinary shares were exercised or converted during the year. Diluted earnings per share is computed by dividing the net profit after tax attributable to the ordinary shareholders for the year by the weighted average number of ordinary shares considered for deriving basic earnings per share and weighted average number of ordinary shares that could have been issued upon conversion of all potential ordinary shares.

#### 1.11 Provisions and contingencies

The Company creates a provision when there is present obligation as a result of a past event that probably requires an outflow of resources and a reliable estimate can be made of the amount of the obligation. A disclosure for a contingent liability is made when there is a possible obligation or a present obligation that may, but probably will not, require an outflow of resources. When there is a possible obligation or a present obligation in respect of which the likelihood of outflow of resources is remote, no provision or disclosure is made.

Provisions are reviewed at each balance sheet date and adjusted to reflect the current best estimate. If it is no longer probable that the outflow of resources would be required to settle the obligation, the provision is reversed.

Contingent assets are not recognised in the financial statements. However, contingent assets are assessed continually and if it is virtually certain that an economic benefit will arise, the asset and related income are recognised in the period in which the change occurs.





# Edelweiss Investment Advisors Private Limited

## Notes to the financial statements (continued)

(Currency: Indian rupees)

	As at 31 March 2018	As at 31 March 2017
<b>2.1 Share capital</b>		
(a) <b>Issued, subscribed and paid up:</b>		
1,800,000 (Previous year: 1,800,000) Ordinary shares of SGD 1 each, fully paid-up	84,453,336	84,453,336
	<u>84,453,336</u>	<u>84,453,336</u>

(The entire share capital is held held by Edelweiss Capital Singapore Pte. Limited, the holding company which in turn is a wholly owned subsidiary of Edelweiss Financial Services Limited.)


	31 March 2018		31 March 2017	
	No of shares	Amount	No of shares	Amount
Outstanding at the beginning of the year	1,800,000	84,453,336	1,100,000	50,700,236
Issued during the year	-	-	700,000	33,753,100
As at the end of the year	<u>1,800,000</u>	<u>84,453,336</u>	<u>1,800,000</u>	<u>84,453,336</u>

(c) **Terms/rights attached to ordinary shares**

The Company has only one class of ordinary shares having a par value of SGD 1. Each holder of ordinary shares is entitled to one vote per share held. The Company declares and pays dividend in SGD. In the event of liquidation of the Company, the holders of ordinary shares will be entitled to receive remaining assets of the Company, after distribution of all preferential amounts.

## 2.2 Reserves and surplus

Foreign exchange translation reserve	4,282,292	(1,698,834)
Surplus/(deficit) in statement of profit and loss		
Opening balance	(5,512,892)	(30,303,401)
Add: Profit for the year	<u>6,376,984</u>	<u>24,790,509</u>
Closing balance	<u>864,092</u>	<u>(5,512,892)</u>
	<u>5,146,384</u>	<u>(7,211,726)</u>




# Edelweiss Investment Advisors Private Limited

## Notes to the financial statements (continued)

(Currency: Indian rupees)

	As at 31 March 2018	As at 31 March 2017
<b>2.3 Long-term provisions</b>		
Provision for compensated absences	119,580	139,247
	<u>119,580</u>	<u>139,247</u>
<b>2.4 Short-term provisions</b>		
Provision for compensated absences	49,825	46,416
Provision for taxation	-	2,396,716
	<u>49,825</u>	<u>2,443,132</u>
<b>2.5 Other current liabilities</b>		
Statutory dues payable	95,008	80,554
Accrued salaries and benefits	7,971,968	7,519,327
	<u>8,066,976</u>	<u>7,599,881</u>




## Edelweiss Investment Advisors Private Limited

Notes to the financial statements (continued)

(Currency: Indian Rupees)

### 2.6 Fixed assets

Description of assets	Gross block				Depreciation			Net block	
	As at 01 April 2017	Additions during the year	Other adjustments	As at 31 March 2018	As at 01 April 2017	For the year	Other adjustments	As at 31 March 2018	As at 31 March 2017
Tangible assets									
Office equipment	47,330	-	(3,477)	50,807	31,377	15,163	(3,036)	1,231	15,954
Computer system	-	86,744	(4,186)	90,930	-	23,575	(1,138)	66,217	-
<b>Total</b>	<b>47,330</b>	<b>86,744</b>	<b>(7,663)</b>	<b>141,737</b>	<b>31,377</b>	<b>38,738</b>	<b>(4,174)</b>	<b>67,448</b>	<b>15,954</b>
<b>Previous year</b>	50,213	-	(2,883)	47,330	16,397	16,626	(1,646)	31,377	15,954




# Edelweiss Investment Advisors Private Limited

## Notes to the financial statements (continued)

(Currency: Indian rupees)

	As at 31 March 2018	As at 31 March 2017
<b>2.7 Long-term loans and advances</b>		
<i>Unsecured, considered good</i>		
Other deposits	4,999,969	4,657,852
	<u>4,999,969</u>	<u>4,657,852</u>
<b>2.8 Trade receivables</b>		
Other debts		
-Unsecured, considered good	24,248,396	11,514,085
	<u>24,248,396</u>	<u>11,514,085</u>
<b>2.9 Cash and cash equivalents</b>		
Balances with banks		
- in current accounts	69,666,757	71,388,276
	<u>69,666,757</u>	<u>71,388,276</u>
<b>2.10 Short-term loans and advances</b>		
<i>Unsecured, considered good</i>		
Other loans and advances		
Prepaid expenses	787,080	617,599
Vendor advances	118,622	99,143
	<u>905,702</u>	<u>716,742</u>




# Edelweiss Investment Advisors Private Limited

## Notes to the financial statements (continued)

(Currency: Indian rupees)

	For the year ended 31 March 2018	For the year ended 31 March 2017
<b>2.11 Fee income</b>		
Fee income	43,350,811	63,776,819
	<u>43,350,811</u>	<u>63,776,819</u>
<b>2.12 Other income</b>		
Foreign exchange gain (net)	-	2,219
Miscellaneous income	492,768	-
	<u>492,768</u>	<u>2,219</u>




# Edelweiss Investment Advisors Private Limited

## Notes to the financial statements (continued)

(Currency: Indian rupees)

	For the year ended 31 March 2018	For the year ended 31 March 2017
<b>2.13 Employee benefit expenses</b>		
Salaries and wages	25,788,698	24,828,625
Contribution to other funds	549,599	353,173
Staff welfare expenses	225,856	405,422
	<u>26,564,153</u>	<u>25,587,220</u>
<b>2.14 Financial costs</b>		
Bank charges	38,284	31,534
	<u>38,284</u>	<u>31,534</u>
<b>2.15 Other expenses</b>		
Advertisement and business promotion	1,367,358	325,204
Auditors' remuneration (refer note below)	472,527	472,430
Electricity expenses (refer note 2.20)	52,064	100,388
Legal and professional fees	3,352,547	1,416,128
Membership and subscription	497,388	406,814
Travelling and conveyance	1,134,581	895,961
Foreign exchange loss (net)	55,995	-
Rent (refer note 2.20)	1,911,526	2,612,611
Seminar and conference expenses	1,444,385	956,696
Printing and stationary	56,733	131,829
Communication expenses	381,922	278,761
Market data service	1,642,866	1,918,747
Office expense	500,114	930,016
Rates and taxes	391,415	404,622
	<u>13,261,421</u>	<u>10,850,207</u>
<b>Auditors' remuneration:</b>		
As auditor	451,543	455,645
For reimbursement of expenses	20,984	16,785
	<u>472,527</u>	<u>472,430</u>



# Edelweiss Investment Advisors Private Limited

## Notes to the financial statement (continued)

(Currency: Indian Rupees)

### 2.16 Segment reporting

The Company has operated only in one business segment during the year viz. advisory. Therefore, the Company has only one reportable business segment, the results of which are disclosed in the financial statements. Further, there are no geographical segments. Hence, no disclosures are required under Accounting Standard 17 on Segment Reporting.

### 2.17 Disclosure as required by Accounting Standard 18 – “Related Party Disclosure” as prescribed under section 133 of the Companies Act, 2013 read with Rule 7 of the Companies (Accounts) Rules, 2014

#### (A) Names of related parties by whom control is exercised


Edelweiss Capital (Singapore) Pte. Limited	Holding Company
Edelweiss Financial Services Limited	Ultimate Holding Company

#### (B) Names of fellow subsidiaries with whom transactions have taken place during the year

Edelweiss International (Singapore) Pte Limited  
Edelweiss Securities Limited  
Edelweiss Business services Limited  
(Formerly known as Edelweiss Web Services Limited)

#### (C) Key managerial personnel

Sameer Malay (Resigned w.e.f 30 May 2016)  
Mohit Batra  
Suchi Srivastava



# Edelweiss Investment Advisors Private Limited

Notes to the financial statements (continued)

(Currency: Indian rupees)


2.17 Disclosure as required by Accounting Standard 18 – “Related Party Disclosure” as prescribed under section 133 of the read with Rule 7 of the Companies (Accounts) Rules, 2014 (continued)

**(D) Transactions with related parties:**

Sr. No.	Nature of transaction	Related party name	For the year ended	For the year ended
			31 March 2018	31 March 2017
<b>(I) Capital account transactions during the year</b>				
	Issue of Ordinary shares to	Edelweiss Capital (Singapore) Pte. Limited	-	33,753,100
<b>(II) Current account transactions during the year</b>				
	Cost reimbursements paid to	Edelweiss International (Singapore) Pte Limited	1,963,590	2,612,611
	Professional fees paid to	Edelweiss Busines Services limited	1,456,984	-
	Fee income earned from	Edelweiss Securities Limited	43,350,811	46,981,354
	Remuneration paid to (refer note below)	Sameer Malay	-	3,333,204
		Mohit Batra	12,120,357	10,185,835
		Suchi Srivastava	10,669,147	5,871,209
<b>(III) Balances with related parties</b>				
	Trade receivables	Edelweiss Securities Limited	24,248,396	11,514,085
	Trade payables	Edelweiss International (Singapore) Pte Limited	2,272	-
		Edelweiss Busines Services limited	742,370	-

**Note :**

Information relating to remuneration paid to key managerial person mentioned above excludes provision made for gratuity and leave encashment which are provided for group of employees on an overall basis. These are included on cash basis. The variable compensation included herein is on cash basis





# Edelweiss Investment Advisors Private Limited

## Notes to the financial statement (continued)

(Currency: Indian Rupees)

### 2.18 Earnings per share


In accordance with Accounting Standard 20 on Earnings Per Share notified under section 133 of the Companies Act 2013, read together with Rule 7 of the Companies (Accounts) Rules, 2014, the computation of earnings per share is set out below:

	For the year ended 31 March 2018	For the year ended 31 March 2017
a) Net profit/(loss) attributable to ordinary share holders (as per statement of profit and loss)	6,376,984	24,790,509
b) Calculation of weighted average number of ordinary shares of SGD 1/- each:		
– Number of shares at the beginning of the year	18,00,000	11,00,000
– Shares issued during the year (number of shares issued)	-	7,00,000
Total number of ordinary shares outstanding at the end of the year	18,00,000	18,00,000
Weighted average number of ordinary shares outstanding during the year (based on the date of issue of shares)	1,800,000	1,275,890
Nominal value per share in SGD	1	1
c) Basic and diluted earnings per share (in rupees) (a/b)	3.54	19.43

The basic and diluted earnings per share are the same as there are no dilutive potential ordinary shares.

### 2.19 Capital commitments and contingent liabilities

The Company has Rs. Nil (Previous year Rs. Nil) capital commitments and contingent liabilities as at the balance sheet date.



# Edelweiss Investment Advisors Private Limited

## Notes to the financial statement (continued)

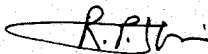
(Currency: Indian Rupees)

### 2.20 Cost Sharing


Edelweiss International (Singapore) Pte Limited, being the group company incurs common rent and other amenities expenditure which is for the benefit of the Company. This cost so expended is reimbursed by the Company on the basis of area occupied. Accordingly, and as identified by the management, the expenditure heads in Note 2.15 in the statement of the profit and loss are inclusive of the reimbursements.

As per our report of even date attached.

For NGS & Co. LLP  
Chartered Accountants  
Firm Registration No: 119850W



**R. P. Soni**  
Partner  
Membership No: 104796  
Mumbai  
25 April 2018




For and on behalf of the Board of Directors



**Mohit Batra**  
Director

25 April 2018



**Suchi Srivastava**  
Director

25 April 2018