

EW/Sec/2023-24/54

May 26, 2023

BSE Limited P J Towers, Dalal Street, Fort, Mumbai - 400 001. Scrip Code: 532922	National Stock Exchange of India Limited Exchange Plaza, Bandra Kurla Complex, Bandra (E), Mumbai - 400 051. Symbol: EDELWEISS
----------------------------------------------------------------------------------------------------------------	--------------------------------------------------------------------------------------------------------------------------------------------------------------

Dear Sir/Madam,

Sub: Strategic Update on Demerger of Nuvama Wealth Management

Please find attached the strategic update in Indian Rupees on Demerger of Nuvama Wealth Management.

Kindly take the same on record.

Thanking you,

Yours faithfully,

For Edelweiss Financial Services Limited

Tarun Khurana
Company Secretary

Encl.: as above



Strategic update

Demerger of Nuvama Wealth Management

Contents



1 Nuvama Demerger: Rationale and Update

Slide 3 - 7

2 Nuvama: Quality business, poised for growth

Slide 8 - 13

3 Edelweiss: Creating and unlocking value

Slide 14- 18

Contents



1 Nuvama Demerger: Rationale and Update

Slide 3 - 7

- *Why the Demerger?*
- *What were the steps of the demerger?*
- *Where are we now and next steps?*

2 Nuvama: Quality business, poised for growth

Slide 8 - 13

3 Edelweiss: Creating and unlocking value

Slide 14- 18

Why the Demerger? A win-win-win for all stakeholders



For Nuvama

- Deal led to primary infusion of capital into the business
- Nuvama is now an independent business with a focused strategy and the flexibility to attract business-specific partners and investors
- Paved the way for listing of Nuvama

For Shareholders of Edelweiss

- Opportunity for direct participation in Nuvama's growth journey in addition to EFSL's journey

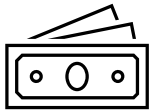
For Edelweiss

- Enables strategic alignment towards creating and unlocking value
- Provides capital to EFSL for future investments

What were the steps?




Phase I



Capital raise in Nuvama

Phase II & III



NCLT order received and made effective for Phase II demerger scheme

NCLT order received, and scheme made effective from **May 18, 2023**

Allotment



Allot 30% EFSL holdings to Shareholders of Edelweiss

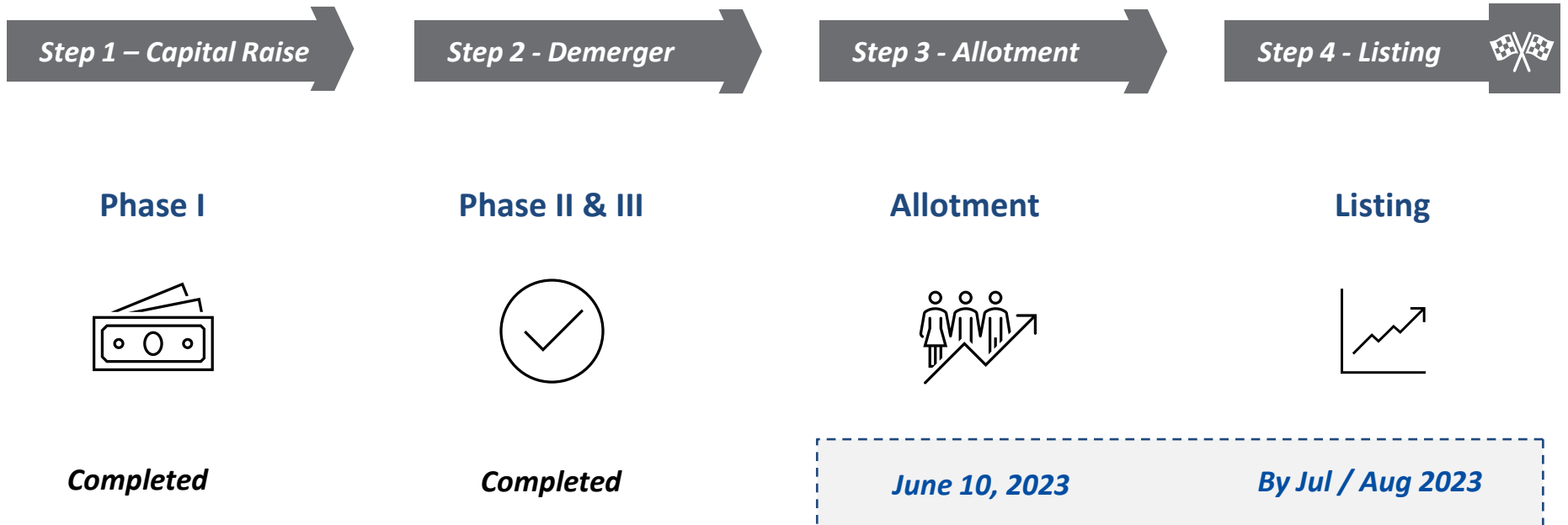
Announced **June 2, 2023**, as the **Record Date** for determining shareholders who will receive equity shares of Nuvama

Listing

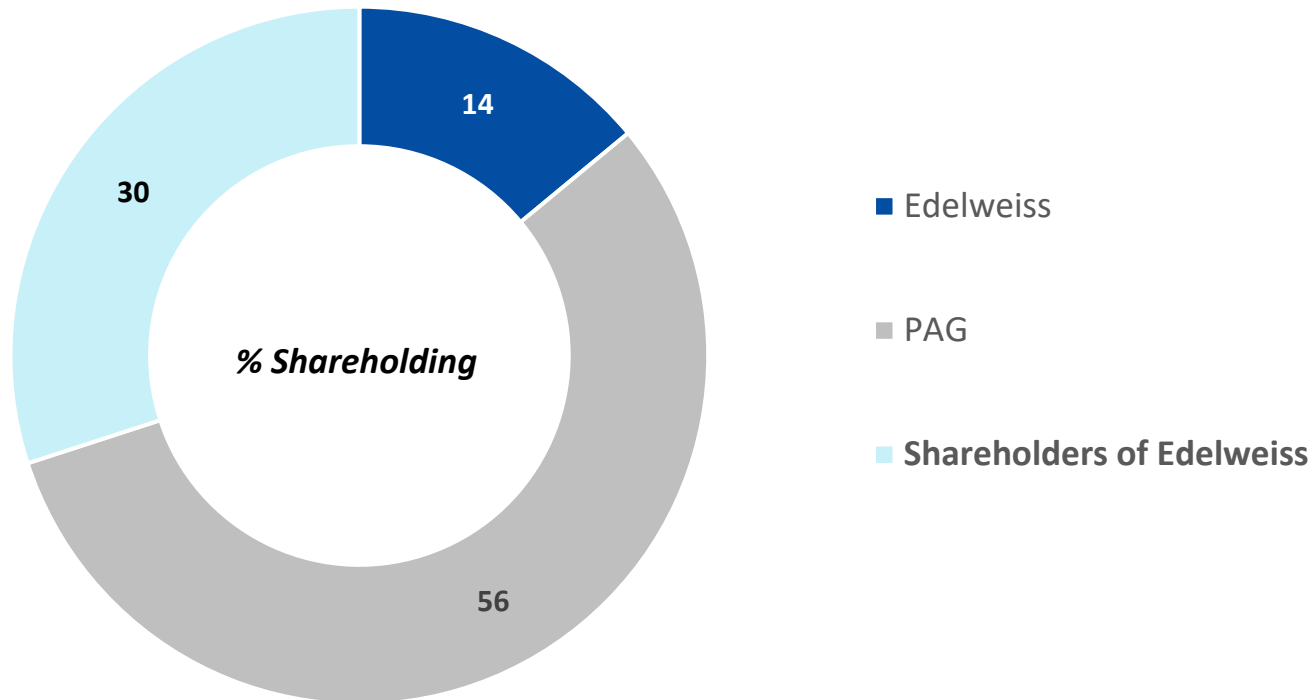


Listing of Nuvama Wealth Management

What is the current status and next steps?



Nuvama's shareholding post demerger



Contents



1 Nuvama Demerger: Rationale and Update

Slide 3 - 7

2 Nuvama: Quality Business poised for growth

Slide 8 - 13

- *Nuvama: an integrated and differentiated Wealth Management Platform*
- *Well scaled with a history of strong performance*
- *Operating in a high opportunity segment with headway for growth*

3 Edelweiss: Creating and unlocking value

Slide 14- 18

Nuvama Wealth Management *(Formerly Edelweiss Wealth Management)*



An integrated and differentiated Wealth Management Platform

Only established player straddling across Affluent to UHNI client segments, constituting 80% of market wealth

A high growth company with diversified and superior quality of earnings

Solution oriented approach with the exhaustive suite of offerings




INR 225,200 Cr

Client Assets

11 Lakhs

Client Reach



Well scaled with robust performance across key metrics



INR 2,259 Cr

Net Worth

INR 305 Cr

Profit after Tax *

(FV ₹10)

INR 643

**Book Value
per Share**

INR 92

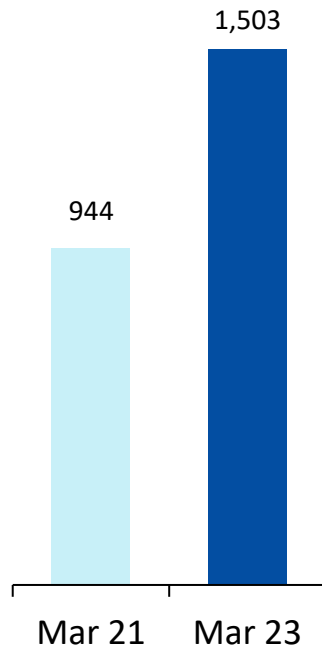
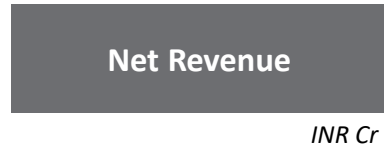
**Diluted Earnings
per Share**

* Operating PAT including demerged businesses and excluding non-recurring demerger expenses is INR 370 Cr

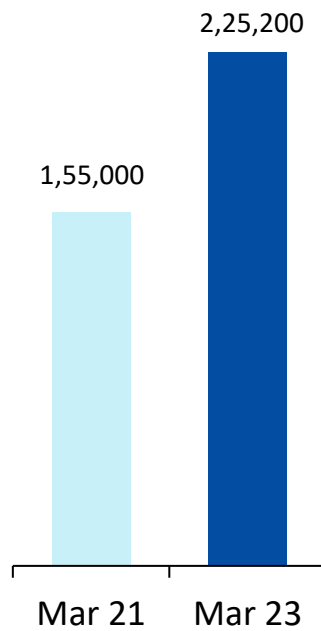
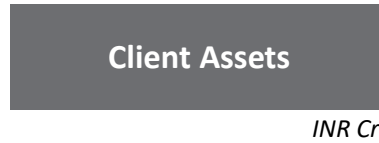
Healthy growth over the last 2 years



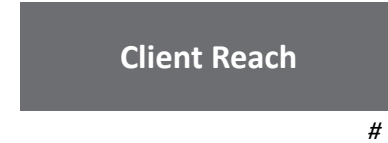
CAGR of 26%



CAGR of 21%



CAGR of 14%



Operating in a high growth opportunity segment



India's Wealth Management opportunity

- **Financial wealth would continue to grow rapidly**
 - *Bank deposits have doubled every ~4.5 years over last 2 decades*
- **Investment asset class will grow even faster driven by value migration**
 - *Estimated 10-year CAGR (FY15 - FY25) for Bank Deposits is 10% vs Investment asset class (Equity, MF, AIF, etc.) is 15%*
- **Rising formal penetration will multiply the opportunity (Present: India-14%, US-75%)**
 - *AUM of Top 3 players as % of GDP: USA-40% vs India-5%*

- Wealth will grow to reach **INR 800+ tn** by 2025 (11% CAGR - 10 years)
- # HNIs/UHNI estimated to **grow 1.7x** in 5 years (2020-25)
- India to be the **4th largest** private wealth market globally by 2028

Making India's wealth industry a structural and scalable opportunity

Poised for the growth ahead



Demonstrated Performance

- Net Revenue grew **1.6x** over the past 2 years
- Client Assets grew **1.5x** over the past 2 years



Well Scaled

- Net Revenue of **INR 1,503 Cr**
- Client Assets of **INR 225,200 Cr**



Large Opportunity

- India to be the **4th largest** private wealth market globally by 2028

Contents



1 Nuvama Demerger: Rationale and Update

Slide 3 - 7

2 Nuvama: Quality business, poised for growth

Slide 8 - 13

3 Edelweiss: Creating and unlocking value

Slide 14- 18

- *Edelweiss post the demerger*
 - *Key financial metrics*
 - *Structure with portfolio of businesses*
- *Growth over the last 4 years*
- *Edelweiss: way forward*

Edelweiss Post Demerger: Changes in key metrics



Metric	Previously	Now	Next quarter
	Pre Demerger	Post Demerger	Post Allotment
Net Worth	INR 8,502 Cr	INR 8,502 Cr	INR 6,150 Cr
Book Value per Share	INR 72	INR 72	INR 46
Nuvama's contribution in EFSL PAT	22%	-	-

* PAT refers to post MI ex-Insurance PAT

Continues to hold a portfolio of 7 high-quality businesses



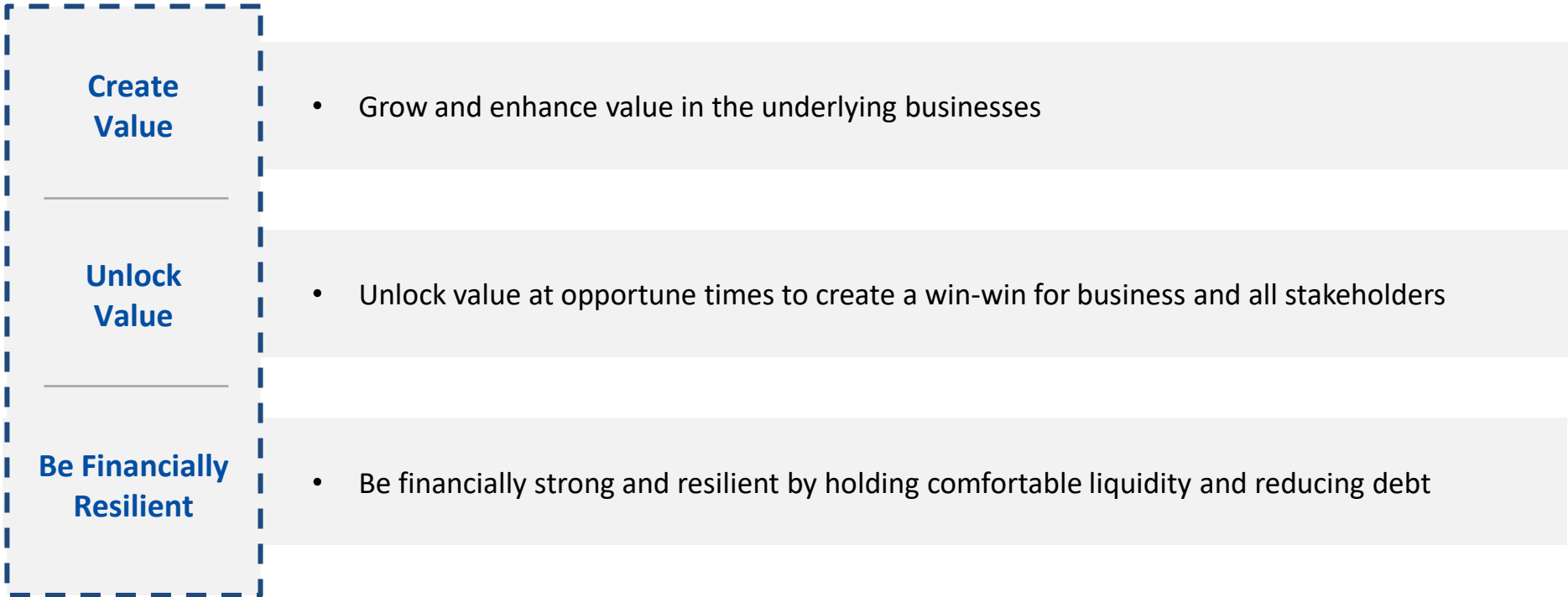
Edelweiss Financial Services Ltd		For year ended Mar 23		
		EFSL Stake	Equity	PAT
Asset Management	Alternative Asset Mgt	100%	INR 614 Cr	INR 159 Cr
	Mutual Fund	100%	INR 200 Cr	INR 18 Cr
Asset Reconstruction		60%	INR 2,794 Cr	INR 318 Cr
Credit	NBFC	100%	INR 3,864 Cr	INR 139 Cr
	Housing Finance	100%	INR 794 Cr	INR 16 Cr
Insurance	General Insurance	100%	INR 174 Cr	INR (125) Cr
	Life Insurance	75%	INR 678 Cr	INR (199) Cr

With significant growth over the years



		FY19	FY23
Alternative Asset Mgt	AUM (INR Cr)	12,000	46,500
Mutual Fund	AUM (INR Cr)	17,500	105,000
Asset Reconstruction	Recoveries (INR Cr)	3,320	7,530
NBFC	Capital Adequacy (%)	20.3	34.3
HFC	Capital Adequacy (%)	21.4	32.1
General Insurance	Gross Written Premium (INR Cr)	104	554
Life Insurance	Total Premium (INR Cr)	885	1676

Going ahead, Edelweiss will continue to



Safe Harbour



DISCLAIMER :

This presentation and the discussion may contain certain words or phrases that are forward - looking statements, which are tentative, based on current expectations of the management of Edelweiss Financial Services Ltd. or any of its subsidiaries and associate companies (“Edelweiss”). Actual results may vary from the forward-looking statements contained in this presentations due to various risks and uncertainties. These risks and uncertainties include the effect of economic and political conditions in India and outside India, volatility in interest rates and in the securities market, new regulations and Government policies that may impact the businesses of Edelweiss as well as the ability to implement its strategy. The information contained herein is as of the date referenced and Edelweiss does not undertake any obligation to update these statements. Edelweiss has obtained all market data and other information from sources believed to be reliable or are its internal estimates unless otherwise stated, although its accuracy or completeness can not be guaranteed. Some part of the presentation relating to business wise financial performance, ex-insurance numbers, balance sheet, asset books of Edelweiss and industry data herein is reclassified/regrouped based on Management estimates and may not directly correspond to published data. The numbers have also been rounded off in the interest of easier understanding. Numbers have been re-casted wherever required. Prior period figures have been regrouped/reclassified wherever necessary. FY18, FY19, FY20, FY21, FY22, FY23 Numbers are as per IndAS. All information in this presentation has been prepared solely by the company and has not been independently verified by anyone else.

This presentation is for information purposes only and does not constitute an offer or recommendation to buy or sell any securities of Edelweiss. This presentation also does not constitute an offer or recommendation to buy or sell any financial products offered by Edelweiss. Any action taken by you on the basis of the information contained herein is your responsibility alone and Edelweiss or its directors or employees will not be liable in any manner for the consequences of such action taken by you. Edelweiss and/or its directors and/or its employees may have interests or positions, financial or otherwise, in the securities mentioned in this presentation.

Edelweiss Financial Services Limited Corporate Identity Number: L99999MH1995PLC094641

For more information, please visit www.edelweissfin.com

- Slide 1: Nuvama formerly know as Edelweiss Wealth Management
- Slide 9,11: Client Assets and Clients are rounded off to nearest 100
- Slide 9: Kotak Wealth Report, Karvy Wealth Report, Mckinsey Wealth Reports | 2017-2019 and company estimates
- Slide 11: Net Revenue is calculated by reducing finance cost and variable business expenses from gross revenue
- Slide 12: Source: Karvy Wealth Reports, Knight Frank Wealth Report 2021, India Brand Equity Foundation September 2021
- Slide 12: Source: RBI and SEBI and Karvy Wealth Reports, Investment assets includes Insurance, Direct Equity, Mutual Fund, Unlisted Equity, Alternative Investments and International Asset
- Slide 12,13: Source: World bank, Asian Private banker, Kotak Wealth Report, Karvy Wealth Report, McKinsey Wealth Reports, Investor Presentation of WM players and Internal estimates
- Slide 15: Post Allotment numbers are illustrative for representation only and is based on reported numbers as on Mar 23
- Slide 17: FY19 ARC Recoveries exclude one-off recoveries for effective comparability
- Slide 17: NBFC capital adequacy is calculated by combining Tier I & II capital and RWA of ECLF and ERFL entities