

Edelweiss Alternative Asset Advisors Pte. Limited

Financial Statement for the year ended March 31, 2023

INDEPENDENT AUDITOR'S REPORT

To the Members of
Edelweiss Alternative Asset Advisors Pte. Limited

Report on the Audit of the Special Purpose Financial Statements

Opinion

We have audited the accompanying Special Purpose Financial Statements of Edelweiss Alternative Asset Advisors Pte. Limited ("the Company"), which comprise the Balance sheet as at March 31, 2023, the Statement of Profit and Loss, including the statement of Other Comprehensive Income, the Cash Flow Statement and the Statement of Changes in Equity for the year then ended, and notes to the financial statements, including a summary of significant accounting policies and other explanatory information. In our opinion and to the best of our information and according to the explanations given to us, the aforesaid Special Purpose Financial Statements give the information required by the Companies Act, 2013, as amended ("the Act") in the manner so required and give a true and fair view in conformity with the accounting principles generally accepted in India, of the state of affairs of the Company as at March 31, 2023, its profit including other comprehensive income, its cash flows and the changes in equity for the year ended on that date.

Basis for Opinion

We conducted our audit of the Special Purpose Financial Statements in accordance with the Standards on Auditing (SAs), as specified under section 143(10) of the Act. Our responsibilities under those Standards are further described in the 'Auditor's Responsibilities for the Audit of the Special Purpose Financial Statements' section of our report. We are independent of the Company in accordance with the 'Code of Ethics' issued by the Institute of Chartered Accountants of India together with the ethical requirements that are relevant to our audit of the financial statements under the provisions of the Act and the Rules thereunder, and we have fulfilled our other ethical responsibilities in accordance with these requirements and the Code of Ethics. We believe that the audit evidence we have obtained is sufficient and appropriate to provide a basis for our audit opinion on the Special Purpose Financial Statements.

Other Information

The Company's Board of Directors is responsible for the other information. The other information comprises the information included in the Directors report, but does not include the special purpose financial statements and our auditor's report thereon.

Our opinion on the Special Purpose Financial Statements does not cover the other information and we do not express any form of assurance conclusion thereon.

In connection with our audit of the Special Purpose Financial Statements, our responsibility is to read the other information and, in doing so, consider whether such other information is materially inconsistent with the financial statements or our knowledge obtained in the audit or otherwise appears to be materially misstated. If, based on the work we have performed, we conclude that there is a material misstatement of this other information, we are required to report that fact. We have nothing to report in this regard.



Responsibility of Management for the Special Purpose Financial Statements

The Company's Board of Directors is responsible for the matters stated in section 134(5) of the Act with respect to the preparation of these Special Purpose Financial Statements that give a true and fair view of the financial position, financial performance including other comprehensive income, cash flows and changes in equity of the Company in accordance with the accounting principles generally accepted in India, including the Indian Accounting Standards (Ind AS) specified under section 133 of the Act read with the Companies (Indian Accounting Standards) Rules, 2015, as amended. This responsibility also includes maintenance of adequate accounting records in accordance with the provisions of the Act for safeguarding of the assets of the Company and for preventing and detecting frauds and other irregularities; selection and application of appropriate accounting policies; making judgments and estimates that are reasonable and prudent; and the design, implementation and maintenance of adequate internal financial controls, that were operating effectively for ensuring the accuracy and completeness of the accounting records, relevant to the preparation and presentation of the Special Purpose Financial Statements that give a true and fair view and are free from material misstatement, whether due to fraud or error.

In preparing the Special Purpose Financial Statements, management is responsible for assessing the Company's ability to continue as a going concern, disclosing, as applicable, matters related to going concern and using the going concern basis of accounting unless management either intends to liquidate the Company or to cease operations, or has no realistic alternative but to do so.

Those Board of Directors are also responsible for overseeing the Company's financial reporting process.

Auditor's Responsibilities for the Audit of the Special Purpose Financial Statements

Our objectives are to obtain reasonable assurance about whether the Special Purpose Financial Statements as a whole are free from material misstatement, whether due to fraud or error, and to issue an auditor's report that includes our opinion. Reasonable assurance is a high level of assurance, but is not a guarantee that an audit conducted in accordance with SAs will always detect a material misstatement when it exists. Misstatements can arise from fraud or error and are considered material if, individually or in the aggregate, they could reasonably be expected to influence the economic decisions of users taken on the basis of these Special Purpose Financial Statements.

As part of an audit in accordance with SAs, we exercise professional judgment and maintain professional skepticism throughout the audit. We also:

- Identify and assess the risks of material misstatement of the Special Purpose Financial Statements, whether due to fraud or error, design and perform audit procedures responsive to those risks, and obtain audit evidence that is sufficient and appropriate to provide a basis for our opinion. The risk of not detecting a material misstatement resulting from fraud is higher than for one resulting from error, as fraud may involve collusion, forgery, intentional omissions, misrepresentations, or the override of internal control.
- Obtain an understanding of internal control relevant to the audit in order to design audit procedures that are appropriate in the circumstances. Under section 143(3)(i) of the Act, we are also responsible for expressing our opinion on whether the Company has adequate internal financial controls with reference to financial statements in place and the operating effectiveness of such controls.
- Evaluate the appropriateness of accounting policies used and the reasonableness of accounting estimates and related disclosures made by management.



- Conclude on the appropriateness of management's use of the going concern basis of accounting and, based on the audit evidence obtained, whether a material uncertainty exists related to events or conditions that may cast significant doubt on the Company's ability to continue as a going concern. If we conclude that a material uncertainty exists, we are required to draw attention in our auditor's report to the related disclosures in the financial statements or, if such disclosures are inadequate, to modify our opinion. Our conclusions are based on the audit evidence obtained up to the date of our auditor's report. However, future events or conditions may cause the Company to cease to continue as a going concern.
- Evaluate the overall presentation, structure and content of the Special Purpose Financial Statements, including the disclosures, and whether the Special Purpose Financial Statements represent the underlying transactions and events in a manner that achieves fair presentation.

We communicate with those charged with governance regarding, among other matters, the planned scope and timing of the audit and significant audit findings, including any significant deficiencies in internal control that we identify during our audit.

We also provide those charged with governance with a statement that we have complied with relevant ethical requirements regarding independence, and to communicate with them all relationships and other matters that may reasonably be thought to bear on our independence, and where applicable, related safeguards.

Other Matter

The Company has prepared a separate set of financial statements for the year ended March 31, 2023 which is prepared in accordance with Indian Accounting Standards (Ind AS) prescribed under Section 133 of the Companies Act, 2013 read together with the Companies (Indian Accounting Standards) Rules, 2015 as amended, on which we issued a separate auditor's report to the members of the Company dated May 10, 2023. The separate auditor's report can be used by S.R. Batliboi & Co. LLP (the current statutory auditor of EFSL) in conjunction with the audit of consolidated financial statements.

This report is issued at the request of the Company and is intended solely for the information and use of the Edelweiss Financial Services Limited ('Ultimate Holding Company' or 'EFSL'), for the purpose of presentation of its consolidated audited financial statements for the year ended March 31, 2023 and for the use of S.R. Batliboi & Co. LLP (the current statutory auditor of EFSL) in conjunction with the audit of consolidated financial statements and is not intended to be and should not be used for any other purpose.

Report on Other Legal and Regulatory Requirements

1. This report does not include a statement on the matter specified in Paragraph 3 and 4 of the Companies (Auditor's Report), 2020 issued by the Central Government of India in terms of sub-section (11) of section 143 of the Companies Act, 2013, since the Company is a foreign company, the reporting requirements are not applicable to it.
2. As required for the purpose of Special Purpose Financial Statement, we report that:
 - (a) We have sought and obtained all the information and explanations which to the best of our knowledge and belief were necessary for the purposes of our audit;
 - (b) In our opinion, proper books of account as required by law have been kept by the Company so far as it appears from our examination of those books;




- (c) The Balance Sheet, the Statement of Profit and Loss including the Statement of Other Comprehensive Income, the Cash Flow Statement and Statement of Changes in Equity dealt with by this Report are in agreement with the books of account;
- (d) In our opinion, the aforesaid Ind AS financial statements comply with the Accounting Standards specified under Section 133 of the Act, read with Companies (Indian Accounting Standards) Rules, 2015, as amended;
- (e) On the basis of the written representations received from the directors as on March 31, 2023 taken on record by the Board of Directors, none of the directors is disqualified as on March 31, 2023 from being appointed as a director in terms of Section 164 (2) of the Act;
- (f) With respect to the adequacy of the internal financial controls over financial reporting of the Company with reference to these Ind AS financial statements and the operating effectiveness of such controls, refer to our separate Report in "Annexure B" to this report;
- (g) As informed to us, the Company being a foreign company, the requirement for provisions of section 197(16) of the Companies Act 2013 are not applicable;
- (h) With respect to the other matters to be included in the Auditor's Report in accordance with Rule 11 of the Companies (Audit and Auditors) Rules, 2014, as amended in our opinion and to the best of our information and according to the explanations given to us:
 - i. the Company does not have any pending litigations which would impact its financial position;
 - ii. the Company did not have any long-term contracts including derivative contracts for which there were any material foreseeable losses; and
 - iii. there were no amounts which were required to be transferred to the Investor Education and Protection Fund by the Company.
- iv.
 - a) The management has represented to us that, to the best of its knowledge and belief, as disclosed in the note 48(viii) to the financial statements, no funds have been advanced or loaned or invested (either from borrowed funds or share premium or any other sources or kind of funds) by the Company to or in any other person(s) or entity(ies), including foreign entities ("Intermediaries"), with the understanding, whether recorded in writing or otherwise, that the Intermediary shall, whether, directly or indirectly lend or invest in other persons or entities identified in any manner whatsoever by or on behalf of the Company ("Ultimate Beneficiary") or provide any guarantee, security or the like on behalf of the Ultimate Beneficiary;
 - b) The management has represented to us that, to the best of its knowledge and belief, as disclosed in the note 48(viii) to the financial statements, no funds have been received by the Company from any person(s) or entity(ies), including foreign entities ("Funding Parties"), with the understanding, whether recorded in writing or otherwise, that the Company shall, whether, directly or indirectly, lend or invest in other persons or entities identified in any manner whatsoever by or on behalf of the Funding Party ("Ultimate Beneficiaries") or provide any guarantee, security or the like on behalf of the Ultimate Beneficiaries; and



c) Based on such audit procedures that were considered reasonable and appropriate in the circumstances, nothing has come to our notice that has caused us to believe that the representations under sub-clause (a) and (b) contain any material misstatement.

v. No dividend has been declared or paid during the period by the Company.

For NGS & Co. LLP
Chartered Accountants
Firm Registration Number: 119850W



R.P. Soni
Partner
Membership No.: 104796



UDIN: 23104796BGWDDK6726

Place: Mumbai
Date: May 10, 2023

Annexure A

Report on the Internal Financial Controls under Clause (i) of Sub-section 3 of Section 143 of the Companies Act, 2013 ("the Act")

We have audited the internal financial controls with reference to special purpose financial statements of **Edelweiss Alternative Asset Advisors Limited** ("the Company") as of March 31, 2023 in conjunction with our audit of the special purpose financial statements of the Company for the year ended on that date.

Management's Responsibility for Internal Financial Controls

The Company's Management is responsible for establishing and maintaining internal financial controls based on the internal control over financial reporting criteria established by the Company considering the essential components of internal control stated in the Guidance Note on Audit of Internal Financial Controls Over Financial Reporting issued by the Institute of Chartered Accountants of India ("ICAI"). These responsibilities include the design, implementation and maintenance of adequate internal financial controls that were operating effectively for ensuring the orderly and efficient conduct of its business, including adherence to the Company's policies, the safeguarding of its assets, the prevention and detection of frauds and errors, the accuracy and completeness of the accounting records, and the timely preparation of reliable financial information, as required under the Companies Act, 2013.

Auditor's Responsibility

Our responsibility is to express an opinion on the Company's internal financial controls with reference to these special purpose financial statements based on our audit. We conducted our audit in accordance with the Guidance Note on Audit of Internal Financial Controls Over Financial Reporting (the "Guidance Note") and the Standards on Auditing as specified under section 143(10) of the Act, to the extent applicable to an audit of internal financial controls, both issued by ICAI. Those Standards and the Guidance Note require that we comply with ethical requirements and plan and perform the audit to obtain reasonable assurance about whether adequate internal financial controls with reference to these special purpose financial statements was established and maintained and if such controls operated effectively in all material respects.

Our audit involves performing procedures to obtain audit evidence about the adequacy of the internal financial controls with reference to these special purpose financial statements and their operating effectiveness. Our audit of internal financial controls with reference to special purpose financial statement included obtaining an understanding of internal financial controls with reference to these special purpose financial statements, assessing the risk that a material weakness exists, and testing and evaluating the design and operating effectiveness of internal control based on the assessed risk. The procedures selected depend on the auditor's judgement, including the assessment of the risks of material misstatement of the financial statements, whether due to fraud or error.

We believe that the audit evidence we have obtained is sufficient and appropriate to provide a basis for our audit opinion on the Company's internal financial controls with reference to these special purpose financial statements.



Meaning of Internal Financial Controls With Reference to these Special Purpose Financial Statements

A Company's internal financial controls with reference to special purpose financial statements is a process designed to provide reasonable assurance regarding the reliability of financial reporting and the preparation of financial statements for external purposes in accordance with generally accepted accounting principles. A Company's internal financial controls with reference to special purpose financial statements includes those policies and procedures that (1) pertain to the maintenance of records that, in reasonable detail, accurately and fairly reflect the transactions and dispositions of the assets of the Company; (2) provide reasonable assurance that transactions are recorded as necessary to permit preparation of financial statements in accordance with generally accepted accounting principles, and that receipts and expenditures of the Company are being made only in accordance with authorizations of management and directors of the Company; and (3) provide reasonable assurance regarding prevention or timely detection of unauthorized acquisition, use, or disposition of the Company's assets that could have a material effect on the financial statements.

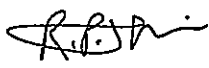
Inherent Limitations of Internal Financial Controls With Reference to Special Purpose Financial Statements

Because of the inherent limitations of internal financial controls with reference to these special purpose financial statements, including the possibility of collusion or improper management override of controls, material misstatements due to error or fraud may occur and not be detected. Also, projections of any evaluation of the internal financial controls with reference to special purpose financial statements to future periods are subject to the risk that the internal financial control with reference to special purpose financial statements may become inadequate because of changes in conditions, or that the degree of compliance with the policies or procedures may deteriorate.

Opinion

In our opinion, the Company has, in all material respects, adequate internal financial controls with reference to special purpose financial statements and such internal financial controls with reference to special purpose financial statements were operating effectively as at March 31, 2023, based on the internal control over financial reporting criteria established by the Company considering the essential components of internal control stated in the Guidance Note issued by ICAI.

For NGS & Co. LLP
Chartered Accountants
Firm Registration Number: 119850W


R.P. Soni
Partner
Membership No.: 104796



UDIN: 23104796BGWDDK6726

Place: Mumbai
Date: May 10, 2023

Edelweiss Alternative Asset Advisors Pte. Limited

Balance Sheet

(Currency : Indian rupees)

	Note	As at 31 March 2023 (Audited)	As at 31 March 2022 (Audited)
ASSETS			
Financial assets			
Cash and cash equivalents	7	16,66,67,295	7,95,21,027
Trade receivables	8	4,65,99,869	10,03,84,211
Investments	9	3,70,11,08,104	4,86,237
Loans	10	15,33,68,818	14,23,11,386
Other financial assets	11	3,03,29,503	1,09,29,758
		<u>4,09,80,73,589</u>	<u>33,36,32,619</u>
Non-financial assets			
Deferred tax assets (net)	12	11,18,290	2,48,706
Property, Plant and equipment	13	49,88,035	65,84,949
Other intangible assets	14	-	-
Other non- financial assets	15	78,02,76,538	68,70,81,226
		<u>78,63,82,863</u>	<u>69,39,14,881</u>
TOTAL ASSETS		<u>4,88,44,56,452</u>	<u>1,02,75,47,500</u>
LIABILITIES AND EQUITY			
LIABILITIES			
Financial liabilities			
Trade payables	16	1,62,68,07,236	14,85,03,171
Other financial liabilities	17	25,58,78,021	34,27,98,090
		<u>1,88,26,85,257</u>	<u>49,13,01,261</u>
Non-financial liabilities			
Current tax liabilities (net)	18	6,25,496	26,67,156
Provisions	19	4,02,308	6,92,449
Other non-financial liabilities	20	1,39,02,475	2,20,94,721
		<u>1,49,30,279</u>	<u>2,54,54,326</u>
EQUITY			
Equity share capital	21	44,66,44,618	44,66,44,618
Other equity		2,54,01,96,298	6,41,47,295
		<u>2,98,68,40,916</u>	<u>51,07,91,913</u>
TOTAL LIABILITIES AND EQUITY		<u>4,88,44,56,452</u>	<u>1,02,75,47,500</u>

Significant accounting policies and notes forming part of the financial statements 1 to 42

This is the Balance Sheet referred to in our report of even date.

For NGS & Co. LLP
Chartered Accountants
Firm Registration No.: 119850W

R. P. Somi
Partner
Membership No.: 104796
Mumbai
10 May 2023



For and on behalf of the Board of Directors

Ashish Pithawala
Director

Shirsha Ganguly
Director



10 May 2023


Edelweiss Alternative Asset Advisors Pte. Limited


Statement of Profit and Loss
(Currency : Indian rupees)

	Note	For the year ended 31 March 2023	For the year ended 31 March 2022
Revenue from operations			
Interest income	22	1,29,99,245	94,07,200
Revenue from contract with customers	23	68,67,49,298	67,51,41,290
Net gain on fair value changes	24	3,71,13,32,177	-
Other income	25	12,67,195	6,64,842
Total income		4,41,23,47,915	68,52,13,332
Expenses			
Finance costs	26	4,55,061	3,00,988
Employee benefits expense	27	5,15,01,706	5,59,21,244
Depreciation, amortisation and impairment	13	24,98,939	4,28,039
Other expenses	28	1,95,87,64,730	60,29,68,016
Total expenses		2,01,32,20,436	65,96,18,287
Profit before tax		2,39,91,27,479	2,55,95,045
Tax expenses	29		
Current tax		4,77,879	26,42,847
Short / (Excess) provision for earlier years		(13,89,060)	28,89,200
Deferred tax (net)		(8,35,611)	37,791
Profit for the year		2,40,08,74,271	2,00,25,207
Other Comprehensive Income - Items that will be reclassified to profit or loss			
Items that will be reclassified to profit or loss			
Foreign Exchange Translation Reserve		7,37,55,480	1,43,67,450
Other Comprehensive Income		7,37,55,480	1,43,67,450
Total Comprehensive Income		2,47,46,29,751	3,43,92,657
Earnings per ordinary share (Face value of Singapore Dollar 1 each):			
Basic and diluted	30	260.12	2.17
Significant accounting policies and notes forming part of the financial statements	1 to 42		

This is the Statement of Profit and Loss referred to in our report of even date

For NGS & Co. LLP
Chartered Accountants
Firm Registration No.: 119850W


R. P. Soni
Partner
Membership No.: 104796
Mumbai
10 May 2023



For and on behalf of the Board of Directors


Astilsh Pithawala
Director


Shirsha Ganguly
Director



10 May 2023

Edelweiss Alternative Asset Advisors Pte. Limited

Cash Flow Statement

(Currency : Indian rupees)

	For the year ended 31 March 2023	For the year ended 31 March 2022
A Cash flow from operating activities		
Profit before tax	2,39,91,27,479	2,55,95,045
Adjustments for		
Depreciation, amortisation and impairment	24,98,939	4,28,039
Expense on Employee Stock Option Scheme	14,19,253	8,26,385
Net gain on fair value changes	(3,71,13,32,177)	-
Provision for compensated absences	(2,90,141)	3,07,036
Interest income on loans given	(96,34,097)	(94,03,893)
Interest on fixed deposits	(33,65,148)	(3,307)
Operating cash flow before working capital changes	(1,32,15,75,892)	1,77,49,305
Add / (Less): Adjustments for working capital changes		
Decrease / (Increase) in trade receivables	6,42,65,691	(6,48,85,857)
Decrease / (Increase) in other financial asset	(1,82,58,548)	(57,73,802)
Decrease / (Increase) in other non financial asset	(2,14,55,376)	5,91,00,415
Increase / (Decrease) in trade payables	1,46,27,98,422	8,17,90,438
Increase / (Decrease) in other financial liabilities	(12,27,12,601)	(8,36,60,100)
(Decrease) / Increase in other non financial liabilities	(1,04,99,184)	55,97,625
Cash used in operating activities	3,25,62,511	99,18,025
Income taxes paid	(12,61,751)	(45,46,388)
Net cash used in operating activities - A	3,13,00,759	53,71,637
B Cash flow from investing activities		
Sale / (Purchase) of Property, Plant and equipment	(3,18,771)	(68,29,460)
Investment in shares	2,76,81,101	-
Interest income on fixed deposit	34,51,909	8,674
Repayment of Loans given	30,35,015	1,44,33,692
Investment in fixed deposits	-	1,42,62,441
Interest income on Loans	1,09,10,887	1,64,13,643
Net cash generated / (used in) investing activities - B	4,47,60,141	3,82,88,991
C Cash flow from financing activities	-	-
Net cash generated from financing activities - C	-	-
Movement in Foreign Exchange Translation Reserve (D)	1,10,85,368	17,24,001
Net increase in cash and cash equivalents (A+B+C+D)	8,71,46,268	4,53,84,628
Cash and cash equivalent as at the beginning of the year	7,95,21,027	3,41,36,398
Cash and cash equivalent as at the end of the year (refer note 7)	16,66,67,295	7,95,21,026


This is the cash flow statement referred to in our report of even date

For NGS & Co. LLP
Chartered Accountants
Firm Registration No.: 119850W


R. P. Soni
Partner
Membership No.: 104796
Mumbai
10 May 2023



For and on behalf of the Board of Directors


Ashish Pithawala
Director


Shirsha Ganguly
Director



10 May 2023

Edelweiss Alternative Asset Advisors Pte. Limited

Statement of changes in Equity

(Currency : Indian rupees)

A Equity share capital

Balance at the beginning of the reporting period (1 April 2021)	Changes in equity share capital	Balance at the beginning of the reporting period (1 April 2022)	Changes in equity share capital	Balance at the end of the reporting period (31 March 2023)
44,66,44,618	-	44,66,44,618	-	44,66,44,618

B Other Equity

Particulars	Reserves and Surplus		Other Comprehensive Income	Total
	Share Option Reserve	Retained earnings	Foreign Exchange Translation Reserve	
Balance at 31 March 2021	35,45,000	(20,82,708)	2,74,65,960	2,89,28,252
Reversal of ESOP/SAR reserve on account of lapses/cancellation post vesting	-	8,26,385	-	8,26,385
Profit for the year	-	2,00,25,207	-	2,00,25,207
Other comprehensive income	-	-	1,43,67,450	1,43,67,450
Total Comprehensive Income for the year	-	2,08,51,592	1,43,67,450	3,52,19,042
Balance at 31 March 2022	35,45,000	1,87,68,884	4,18,33,410	6,41,47,294
IND AS Adjustment	-	14,19,253	-	14,19,253
Profit for the year	-	2,40,08,74,271	-	2,40,08,74,271
Other comprehensive income	-	-	7,37,55,480	7,37,55,480
Total Comprehensive Income for the year	-	2,40,22,93,524	7,37,55,480	2,47,60,49,004
Balance at 31 March 2023	35,45,000	2,42,10,62,408	11,55,88,890	2,54,01,96,298

Nature and Purpose of Reserves

(a) Foreign exchange translation reserve

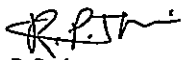
The functional currency of the Company is Singapore Dollars. These financial statements are prepared and presented in INR which is the functional currency of the Ultimate Parent Entity, for the purposes of consolidation. Foreign Exchange Translation reserve represents the exchange difference arising on translation difference arising on conversion of financial statements from functional currency to the presentation currency.

(b) Share Option Reserve

The share option reserve comprises the cumulative value of employee service received for the issue of options under the share plans of the ultimate



This is the Statement of changes in equity referred to in our report of even date

For NGS & Co. LLP
Chartered Accountants
Firm Registration No.: 119850W


R. P. Soni
Partner
Membership No.: 104796
Mumbai
10 May 2023



For and on behalf of the Board of Directors

 
Ashish Pithawala
Director
Shirsha Ganguly
Director



10 May 2023

Edelweiss Alternative Asset Advisors Pte. Limited

Notes to the financial statements

(Currency: Indian Rupees)

1. Background

Edelweiss Alternative Asset Advisors Pte. Limited (the "Company") is a company incorporated in the Republic of Singapore. The Company's registered office address is 9, Raffles place #27-00 Republic Plaza, Singapore (048619).

The Company has been granted Capital Market Service license by the Monetary Authority of Singapore under the Securities and Futures Act to conduct fund management activities and is also an Exempt Financial Advisor. The Company has also been registered by the Securities and Exchange Board of India ("SEBI") as a Foreign Institution Investor under the category of Investment Manager/Advisor under SEBI (Foreign Institution Investors) Regulations, 1995 as amended.

The immediate holding company is Edelweiss Alternative Asset Advisors Limited and ultimate holding company is Edelweiss Financial Services Limited, both are incorporated in India.

2. Basis of preparation of financial statements and Functional Currency

These financial statements are Special Purpose Financial Statements drawn under Indian Accounting Standards (Ind-AS) for the purpose of Consolidation with Edelweiss Financial Services Limited (Ultimate Holding Company) for its reporting of Consolidated audited financial results under Ind-AS Division III of Schedule III of the Companies Act, 2013 ("the Act").

The financial statements of the Company has been prepared in accordance with Indian Accounting Standards (Ind AS) notified under the Companies (Indian Accounting Standards) Rules, 2015 (as amended from time to time).

The Company being a foreign company prepared its financial statements in Singapore Dollar (SGD) which is its Functional currency. However for consolidation purpose, the company presents these financial statements in Indian Rupee (INR), which is the functional currency of the ultimate holding company.

The assets and liabilities are translated into INR at the spot rate of exchange prevailing at the reporting date and their statement of profit and loss are translated at daily exchange rate prevailing during the year. The exchange differences arising on translation are recognised in OCI and accumulated as a separate component of other equity.

3. Presentation of financial statements

The Company presents its balance sheet in order of liquidity in compliance with the Division III of the Schedule III to the Companies Act, 2013. An analysis regarding recovery or settlement within 12 months after the reporting date (current) and more than 12 months after the reporting date (non-current) is presented in Note 34.



Edelweiss Alternative Asset Advisors Pte. Limited

Notes to the financial statements

(Currency: Indian Rupees)

Financial assets and financial liabilities are generally reported gross in the balance sheet. They are only offset and reported net when, in addition to having an unconditional legally enforceable right to offset the recognised amounts without being contingent on a future event, the parties also intend to settle on a net basis in all of the following circumstances:

- The normal course of business
- The event of default
- The event of insolvency or bankruptcy of the company and or its counterparties

4. Significant accounting policies

4.1 Recognition of Interest

Under Ind AS 109 interest income is recorded using the effective interest rate (EIR) method for all financial instruments measured at amortised cost and debt instrument measured at FVOCI. The EIR is the rate that exactly discounts estimated future cash receipts through the expected life of the financial asset to the gross carrying amount of the financial asset.

The EIR (and therefore, the amortised cost of the financial asset) is calculated by taking into account any discount or premium on acquisition, fees and costs that are an integral part of the EIR. The Company recognises interest income using a rate of return that represents the best estimate of a constant rate of return over the expected life of the loan. Hence, it recognises the effect of potentially different interest rates charged at various stages, and other characteristics of the product life cycle (including prepayments, penalty interest and charges).

4.2 Financial Instruments

4.2.1 Date of recognition

Financial assets and financial liabilities, with the exception of borrowings are initially recognised on the trade date, i.e., the date that the Company becomes a party to the contractual provisions of the instrument. This includes regular way trades: purchases or sales of financial assets that require delivery of assets within the time frame generally established by regulation or convention in the market place. The Company recognises borrowings when funds are available for utilisation to the Company.

4.2.2 Initial measurement of financial instruments

Financial assets and financial liabilities are initially measured at fair value. Transaction costs that are directly attributable to the acquisition or issue of financial assets and financial liabilities (other than financial assets and financial liabilities at fair value through profit or loss) are added to or deducted from the fair value of the financial assets or financial liabilities, as appropriate,



Edelweiss Alternative Asset Advisors Pte. Limited

Notes to the financial statements

(Currency: Indian Rupees)

on initial recognition. Transaction costs directly attributable to the acquisition of financial assets or financial liabilities at fair value through profit or loss are recognised immediately in Statement of profit and loss.

4.2.3 Day 1 profit or loss

When the transaction price of the financial instrument differs from the fair value at origination and the fair value is based on a valuation technique using only inputs observable in market transactions, the Company recognises the difference between the transaction price and fair value in net gain on fair value changes. In those cases where fair value is based on models for which some of the inputs are not observable, the difference between the transaction price and the fair value is deferred and is only recognised in profit or loss when the inputs become observable, or when the instrument is derecognised.

4.3 Classification of financial instruments

4.3.1 Financial assets:

The Company classifies all of its financial assets based on the business model for managing the assets and the asset's contractual terms, measured at either:

- Amortised cost
- Fair value through other comprehensive income [FVOCI]
- Fair value through profit or loss [FVTPL]

The Company measures debt financial assets that meet the following conditions at amortised cost:

- the financial asset is held within a business model whose objective is to hold financial assets in order to collect contractual cash flows; and
- the contractual terms of the financial asset give rise on specified dates to cash flows that are solely payments of principal and interest (SPPI) on the principal amount outstanding.

Debt instruments that meet the following conditions are subsequently measured at fair value through other comprehensive income (except for debt instruments that are designated as at fair value through profit or loss on initial recognition):

- the financial asset is held within a business model whose objective is achieved both by collecting contractual cash flows and selling the financial assets; and
- the contractual terms of the financial asset give rise on specified dates to cash flows that are solely payments of principal and interest on the principal amount outstanding.



Edelweiss Alternative Asset Advisors Pte. Limited

Notes to the financial statements

(Currency: Indian Rupees)

By default, all other financial assets are subsequently measured at FVTPL.

4.3.1.1 Amortized cost and Effective interest method

The effective interest method is a method of calculating the amortised cost of a debt instrument and of allocating interest income over the relevant period.

For financial instruments other than purchased or originated credit-impaired financial assets, the effective interest rate is the rate that exactly discounts estimated future cash receipts (including all fees and points paid or received that form an integral part of the effective interest rate, transaction costs and other premiums or discounts) excluding expected credit losses, through the expected life of the debt instrument, or, where appropriate, a shorter period, to the gross carrying amount of the debt instrument on initial recognition. For purchased or originated credit-impaired financial assets, a credit-adjusted effective interest rate is calculated by discounting the estimated future cash flows, including expected credit losses, to the amortised cost of the debt instrument on initial recognition.

The amortised cost of a financial asset is the amount at which the financial asset is measured at initial recognition minus the principal repayments, plus the cumulative amortisation using the effective interest method of any difference between that initial amount and the maturity amount, adjusted for any loss allowance. On the other hand, the gross carrying amount of a financial asset is the amortised cost of a financial asset before adjusting for any loss allowance.

4.3.2 Financial liabilities

All financial liabilities are measured at amortised cost.

4.3.2.1 Debt securities and other borrowed funds

After initial measurement, borrowed funds are subsequently measured at amortised cost. Amortised cost is calculated by taking into account any discount or premium on issue funds, and costs that are an integral part of the EIR.

4.3.2.2 Financial assets and Financial liabilities at fair value through profit or loss

Financial assets and financial liabilities in this category are those that are not held for trading and have been either designated by management upon initial recognition or are mandatorily required to be measured at fair value under Ind AS 109. Management only designates an instrument at FVTPL upon initial recognition when one of the following criteria are met. Such designation is determined on an instrument-by-instrument basis:



Edelweiss Alternative Asset Advisors Pte. Limited

Notes to the financial statements

(Currency: Indian Rupees)

- The designation eliminates, or significantly reduces, the inconsistent treatment that would otherwise arise from measuring the assets or liabilities or recognising gains or losses on them on a different basis; Or
- The liabilities are part of a Company of financial liabilities, which are managed and their performance evaluated on a fair value basis, in accordance with a documented risk management or investment strategy; Or
- Financial assets and financial liabilities at FVTPL are recorded in the balance sheet at fair value. Changes in fair value are recorded in profit and loss with the exception of movements in fair value of liabilities designated at FVTPL due to changes in the Company's own credit risk. Such changes in fair value are recorded in the Own credit reserve through OCI and do not get recycled to the profit or loss. Interest earned or incurred on instruments designated at FVTPL is accrued in interest income or finance cost, respectively, using the EIR, taking into account any discount/ premium and qualifying transaction costs being an integral part of instrument. Interest earned on assets mandatorily required to be measured at FVTPL is recorded using contractual interest rate.

4.3.3 Financial liabilities and equity instruments

Financial instruments issued by the Company are classified as either financial liabilities or as equity in accordance with the substance of the contractual arrangements and the definitions of a financial liability and an equity instrument.

An equity instrument is any contract that evidences a residual interest in the assets of an entity after deducting all of its liabilities. Equity instruments issued by the Company are recognised at the proceeds received.

4.4 Reclassification of financial assets and financial liabilities

The Company does not reclassify its financial assets subsequent to their initial recognition, apart from the exceptional circumstances in which the Company acquires, disposes of, or terminates a business line. Financial liabilities are never reclassified.

4.5 Derecognition of financial assets and financial liabilities

4.5.1 Derecognition of financial assets due to substantial modification of terms and conditions

The Company derecognises a financial asset, such as a loan to a customer, when the terms and conditions have been renegotiated to the extent that, substantially, it becomes a new loan, with



Edelweiss Alternative Asset Advisors Pte. Limited

Notes to the financial statements

(Currency: Indian Rupees)

the difference recognised as a derecognition gain or loss, to the extent that an impairment loss has not already been recorded.

If the modification does not result in cash flows that are substantially different, the modification does not result in derecognition. Based on the change in cash flows discounted at the original EIR, the Company records a modification gain or loss, to the extent that an impairment loss has not already been recorded.

4.5.2 Derecognition of financial assets (other than due to substantial modification)

A financial asset (or, where applicable, a part of a financial asset or part of a Company of similar financial assets) is derecognised when the rights to receive cash flows from the financial asset have expired. The Company also derecognises the financial asset if it has both transferred the financial asset and the transfer qualifies for derecognition.

A transfer only qualifies for derecognition if either:

- The Company has transferred substantially all the risks and rewards of the asset; or
- The Company has neither transferred nor retained substantially all the risks and rewards of the asset, but has transferred control of the asset

The Company considers control to be transferred if and only if, the transferee has the practical ability to sell the asset in its entirety to an unrelated third party and is able to exercise that ability unilaterally and without imposing additional restrictions on the transfer.

4.5.3 Derecognition of financial liabilities

A financial liability is derecognised when the obligation under the liability is discharged, cancelled or expires.

Where an existing financial liability is replaced by another from the same lender on substantially different terms, or the terms of an existing liability are substantially modified, such an exchange or modification is treated as a derecognition of the original liability and the recognition of a new liability. The difference between the carrying value of the original financial liability and the consideration paid, including modified contractual cash flow recognised as new financial liability, would be recognised in profit or loss.



Edelweiss Alternative Asset Advisors Pte. Limited

Notes to the financial statements

(Currency: Indian Rupees)

4.6 Impairment of financial assets

The Company records allowance for expected credit losses for all loans, other debt financial assets not held at FVTPL, together with loan commitment, in this section all referred to as 'financial instruments. Equity instruments are not subject to impairment under Ind AS 109.

The Company follows 'simplified approach' for recognition of impairment loss allowance on trade receivables. The application of simplified approach does not require the Company to track changes in credit risk. Rather, it recognises impairment loss allowance based on lifetime ECLs at each reporting date, right from its initial recognition. The Company uses a provision matrix to determine impairment loss allowance on portfolio of its receivables. The provision matrix is based on its historically observed default rates over the expected life of the receivables and is adjusted for forward-looking estimates. However, if receivables contain a significant financing component, the Company chooses as its accounting policy to measure the loss allowance by applying general approach to measure expected credit losses.

For all other financial instruments, the Company recognises lifetime ECL when there has been a significant increase in credit risk since initial recognition. If, on the other hand, the credit risk on the financial instrument has not increased significantly since initial recognition, the Company measures the loss allowance for that financial instrument at an amount equal to 12-month expected credit losses (12m ECL). The assessment of whether lifetime ECL should be recognised is based on significant increases in the likelihood or risk of a default occurring since initial recognition instead of on evidence of a financial asset being credit-impaired at the reporting date or an actual default occurring.

Lifetime ECL represents the expected credit losses that will result from all possible default events over the expected life of a financial instrument. In contrast, 12m ECL represents the portion of lifetime ECL that is expected to result from default events on a financial instrument that are possible within 12 months after the reporting date.

The measurement of expected credit losses is a function of the probability of default, loss given default (i.e. the magnitude of the loss if there is a default) and the exposure at default. The assessment of the probability of default and loss given default is based on historical data adjusted by forward-looking information. As for the exposure at default, for financial assets, this is represented by the assets' gross carrying amount at the reporting date; for loan commitments and financial guarantee contracts, the exposure includes the amount drawn down as at the reporting date, together with any additional amounts expected to be drawn down in the future by default date determined based on historical trend, the Company's understanding



Edelweiss Alternative Asset Advisors Pte. Limited

Notes to the financial statements

(Currency: Indian Rupees)

of the specific future financing needs of the debtors, and other relevant forward-looking information.

For financial assets, the expected credit loss is estimated as the difference between all contractual cash flows that are due to the Company in accordance with the contract and all the cash flows that the Company expects to receive, discounted at the original effective interest rate. The Company recognises an impairment gain or loss in profit or loss for all financial instruments with a corresponding adjustment to their carrying amount through a loss allowance account.

If a financial instrument includes both a loan (i.e. financial asset) and an undrawn commitment (i.e. loan commitment) component and the Company cannot separately identify the expected credit losses on the loan commitment component from those on the financial asset component, the expected credit losses on the loan commitment have been recognised together with the loss allowance for the financial asset. To the extent that the combined expected credit losses exceed the gross carrying amount of the financial asset, the expected credit losses have been recognised as a provision. Also, for other loan commitments and all financial guarantee contracts, the loss allowance has been recognised as a provision.

4.7 Write off

Financial assets are written off either partially or in their entirety only when the Company has no reasonable expectation of recovery.


4.8 Determination of fair value

The Company measures financial instruments, at fair value at each balance sheet date. Fair value is the price that would be received to sell an asset or paid to transfer a liability in an orderly transaction between market participants at the measurement date. The fair value measurement is based on the presumption that the transaction to sell the asset or transfer the liability takes place either:

- In the principal market for the asset or liability, or
- In the absence of a principal market, in the most advantageous market for the asset or liability

The principal or the most advantageous market must be accessible by the Company.

The fair value of an asset or a liability is measured using the assumptions that market participants would use when pricing the asset or liability, assuming that market participants act



Edelweiss Alternative Asset Advisors Pte. Limited

Notes to the financial statements

(Currency: Indian Rupees)

in their economic best interest. A fair value measurement of a non-financial asset takes into account a market participant's ability to generate economic benefits by using the asset in its highest and best use or by selling it to another market participant that would use the asset in its highest and best use. The Company uses valuation techniques that are appropriate in the circumstances and for which sufficient data are available to measure fair value, maximising the use of relevant observable inputs and minimising the use of unobservable inputs. In order to show how fair values have been derived, financial instruments are classified based on a hierarchy of valuation techniques, as summarised below:

- Level 1 financial instruments –Those where the inputs used in the valuation are unadjusted quoted prices from active markets for identical assets or liabilities that the Company has access to at the measurement date. The Company considers markets as active only if there are sufficient trading activities with regards to the volume and liquidity of the identical assets or liabilities and when there are binding and exercisable price quotes available on the balance sheet date.
- Level 2 financial instruments–Those where the inputs that are used for valuation and are significant, are derived from directly or indirectly observable market data available over the entire period of the instrument's life.
- Level 3 financial instruments –Those that include one or more unobservable input that is significant to the measurement as whole. For assets and liabilities that are recognised in the financial statements on a recurring basis, the Company determines whether transfers have occurred between levels in the hierarchy by re-assessing categorization (based on the lowest level input that is significant to the fair value measurement as a whole) at the end of each reporting period. The Company periodically reviews its valuation techniques including the adopted methodologies and model calibrations.

Therefore, the Company applies various techniques to estimate the credit risk associated with its financial instruments measured at fair value, which include a portfolio-based approach that estimates the expected net exposure per counterparty over the full lifetime of the individual assets, in order to reflect the credit risk of the individual counterparties for non-collateralised financial instruments.

The Company evaluates the levelling at each reporting period on an instrument-by-instrument basis and reclassifies instruments when necessary, based on the facts at the end of the reporting period.



Edelweiss Alternative Asset Advisors Pte. Limited

Notes to the financial statements

(Currency: Indian Rupees)

4.9 Revenue from contract with customer

Revenue (other than for those items to which Ind AS 109 Financial Instruments are applicable) is measured at transaction price i.e. the amount of consideration to which the Company expects to be entitled in exchange for transferring promised goods or services to the customer, excluding amounts collected on behalf of third parties. The Company consider the terms of the contract and its customary business practices to determine the transaction price. Where the consideration promised is variable, the Company excludes the estimates of variable consideration that are constrained. Ind AS 115 Revenue from contracts with customers outlines a single comprehensive model of accounting for revenue arising from contracts with customers.

Revenue from fund management services is recognised over the tenure in accordance with the terms and conditions of the investment management agreement between the Company and the Fund for which the Company acts as a fund manager.

4.10 Operating leases

Operating lease payments are recognized as an expense in the statement of profit and loss on a straight-line basis over the lease term, in which case lease payments are recognized based on contractual terms. Contingent rental payable is recognized as an expense in the period in which it is incurred

4.11 Earnings per share

Basic earnings per share is computed by dividing the net profit after tax attributable to the equity shareholders for the year by the weighted average number of equity shares outstanding for the year.

Diluted earnings per share reflect the potential dilution that could occur if securities or other contracts to issue equity shares were exercised or converted during the year. Diluted earnings per share is computed by dividing the net profit after tax attributable to the equity shareholders for the year by weighted average number of equity shares considered for deriving basic earnings per share and weighted average number of equity shares that could have been issued upon conversion of all potential equity shares.

4.12 Foreign currency transactions

Transactions in foreign currencies other than functional currency are recognised at the rates of exchange prevailing at the dates of the transactions. At the end of each reporting period, monetary items denominated in foreign currencies are retranslated at the rates prevailing at that date. Non-monetary items carried at fair value that are denominated in foreign currencies are



Edelweiss Alternative Asset Advisors Pte. Limited

Notes to the financial statements

(Currency: Indian Rupees)

retranslated at the rates prevailing at the date when the fair value was determined. Non-monetary items that are measured in terms of historical cost in a foreign currency are not retranslated.

Exchange differences on monetary items are recognised in profit or loss in the period in which they arise.

4.13 Retirement and other employee benefit

The accounting policy followed by the company in respect of its employee benefit schemes in accordance with Singapore FRS, which is also in accordance with Ind AS is set out below:

Compensated Absences

The eligible employees of the Company are permitted to carry forward certain number of their annual leave entitlement to subsequent years, subject to a ceiling. The Company recognises the charge in the statement of profit and loss and corresponding liability on such non-vesting accumulated leave entitlement based on a valuation by an independent actuary. The cost of providing annual leave benefits is determined using the projected unit credit method.

The Company provides for the encashment of leave subject to rules. The liability is provided based on the number of days of unutilised leave at each balance sheet date based on a valuation by an independent actuary.

4.14 Share-based payment arrangements

Equity-settled share-based payments to employees and others providing similar services that are granted by the Ultimate Parent Company are measured by reference to the fair value of the equity instruments at the grant date.

The fair value determined at the grant date of the equity-settled share-based payments is expensed over the vesting period, based on the Company's estimate of equity instruments that will eventually vest, with a corresponding increase in equity. At the end of each reporting period, the Company revises its estimate of the number of equity instruments expected to vest. The impact of the revision of the original estimates, if any, is recognised in profit or loss such that the cumulative expense reflects the revised estimate, with a corresponding adjustment to the 'Share Option Reserve'. In cases where the share options granted vest in instalments over the vesting period, the Company treats each instalment as a separate grant, because each instalment has a different vesting period, and hence the fair value of each instalment differs.



Edelweiss Alternative Asset Advisors Pte. Limited

Notes to the financial statements

(Currency: Indian Rupees)

4.15 Property, plant and equipment

Property plant and equipment is stated at cost excluding the costs of day-to-day servicing, less accumulated depreciation and accumulated impairment in value. Changes in the expected useful life are accounted for by changing the amortisation period or methodology, as appropriate, and treated as changes in accounting estimates.

Subsequent costs incurred on an item of property, plant and equipment is recognised in the carrying amount thereof when those costs meet the recognition criteria as mentioned above. Repairs and maintenance are recognised in profit or loss as incurred.

Depreciation is recognised so as to write off the cost of assets (other than freehold land and properties under construction) less their residual values over their useful lives. Depreciation is computed utilising the straight-line method to write off the cost of these assets over their estimated useful lives as follows:


Estimated useful lives of the assets are as follows:

Nature of assets	Estimated useful life
Furniture and fixtures	3 years
Office Equipment	3 years
Computers - End user devices, such as desktops, laptops, etc.	3 years

An item of property, plant and equipment is derecognised upon disposal or when no future economic benefits are expected to arise from the continued use of the asset. The carrying amount of those components which have been separately recognised as assets is derecognised at the time of replacement thereof. Any gain or loss arising on the disposal or retirement of an item of property, plant and equipment is determined as the difference between the sales proceeds and the carrying amount of the asset and is recognised in profit or loss.

The residual values, useful lives and methods of depreciation of property, plant and equipment are reviewed at each financial year end and adjusted prospectively, if appropriate

For transition to Ind AS, the Company has elected to continue with the carrying value of all of its property, plant and equipment recognised as of 1 April 2017 (transition date) measured as per the previous GAAP and use that carrying value as its deemed cost as of the transition date.



Edelweiss Alternative Asset Advisors Pte. Limited

Notes to the financial statements

(Currency: Indian Rupees)

4.16 Intangible assets

The Company's intangible assets mainly include the value of computer software. An intangible asset is recognised only when its cost can be measured reliably and it is probable that the expected future economic benefits that are attributable to it will flow to the Company.

Intangible assets acquired separately are measured on initial recognition at cost. The cost of intangible assets acquired in a business combination is their fair value as at the date of acquisition. Following initial recognition, intangible assets are carried at cost less any accumulated amortisation and any accumulated impairment losses. Intangible assets with finite lives are amortised over the useful economic life.

The Software is amortised over a period of 3 years.

4.17 Impairment of non-financial assets


The Company assesses at each balance sheet date whether there is any indication that an asset may be impaired based on internal/external factors. If any such indication exists, the Company estimates the recoverable amount of the asset. If such recoverable amount of the asset or the recoverable amount of cash generating unit which the asset belongs to is less than its carrying amount, the carrying amount is reduced to its recoverable amount. The reduction is treated as an impairment loss and is recognized in the statement of profit and loss. If at the balance sheet date there is an indication that a previously assessed impairment loss no longer exists, the recoverable amount is reassessed and the asset is reflected at the recoverable amount subject to a maximum of the depreciable historical cost.

4.18 Cash and cash equivalents

Cash and cash equivalent in the balance sheet comprise cash at banks and on hand and short-term deposits with an original maturity of three months or less.

4.19 Provisions and other contingent liabilities

Provisions are recognised when the Company has a present obligation (legal or constructive) as a result of a past event, it is probable that the Company will be required to settle the obligation, and a reliable estimate can be made of the amount of the obligation. The amount recognised as a provision is the best estimate of the consideration required to settle the present obligation at the end of the reporting period, taking into account the risks and uncertainties surrounding the obligation. Where the probability of outflow is considered to be remote, or probable, but a reliable estimate cannot be made, a contingent liability is disclosed. Given the subjectivity and uncertainty of determining the probability and amount of losses, the Company



Edelweiss Alternative Asset Advisors Pte. Limited

Notes to the financial statements

(Currency: Indian Rupees)

takes into account a number of factors including legal advice, the stage of the matter and historical evidence from similar incidents.

4.20 Income tax expenses

Income tax expense represents the sum of the tax currently payable and deferred tax.

4.20.1 Current tax

The tax currently payable is based on taxable profit for the year. Taxable profit differs from 'profit before tax' as reported in the statement of profit and loss because of items of income or expense that are taxable or deductible in other years and items that are never taxable or deductible. The Company's current tax is calculated using tax rates that have been enacted or substantively enacted by the end of the reporting period.

4.20.2 Deferred tax

Deferred tax is recognised on temporary differences between the carrying amounts of assets and liabilities in the financial statements and the corresponding tax bases used in the computation of taxable profit. Deferred tax liabilities are generally recognised for all taxable temporary differences. Deferred tax assets are generally recognised for all deductible temporary differences to the extent that it is probable that taxable profits will be available against which those deductible temporary differences can be utilised.

Deferred tax assets are also recognised with respect to carryforward of unused tax losses and unused tax credits to the extent that it is probable that future taxable profit will be available against which the unused tax losses and unused tax credits can be utilised.

It is probable that taxable profit will be available against which a deductible temporary difference, unused tax loss or unused tax credit can be utilised when there are sufficient taxable temporary differences which are expected to reverse in the period of reversal of deductible temporary difference or in periods in which a tax loss can be carried forward or back. When this is not the case, deferred tax asset is recognised to the extent it is probable that:

- the entity will have sufficient taxable profit in the same period as reversal of deductible temporary difference or periods in which a tax loss can be carried forward or back; or
- tax planning opportunities are available that will create taxable profit in appropriate periods.

The carrying amount of deferred tax assets is reviewed at the end of each reporting period and reduced to the extent that it is no longer probable that sufficient taxable profits will be available to allow all or part of the asset to be recovered.



Edelweiss Alternative Asset Advisors Pte. Limited

Notes to the financial statements

(Currency: Indian Rupees)

Deferred tax liabilities and assets are measured at the tax rates that are expected to apply in the period in which the liability is settled or the asset realised, based on tax rates (and tax laws) that have been enacted or substantively enacted by the end of the reporting period.

The measurement of deferred tax liabilities and assets reflects the tax consequences that would follow from the manner in which the Company expects, at the end of the reporting period, to recover or settle the carrying amount of its assets and liabilities.

4.20.3 Current and deferred tax for the year

Current and deferred tax are recognised in profit or loss, except when they relate to items that are recognised in other comprehensive income or directly in equity, in which case, the current and deferred tax are also recognised in other comprehensive income or directly in equity respectively.

4.21 Contract Asset

The Company recognises incremental costs of obtaining a contract with a customer as an asset, if it expects to recover these costs.



Edelweiss Alternative Asset Advisors Pte. Limited

Notes to the financial statements

(Currency: Indian Rupees)

5. Critical accounting judgements and key sources of estimation uncertainty

In the application of the Company's accounting policies, which are described in note 4, the management is required to make judgements, estimates and assumptions about the carrying amounts of assets and liabilities that are not readily apparent from other sources. The estimates and associated assumptions are based on historical experience and other factors that are considered to be relevant. Actual results may differ from these estimates.

The estimates and underlying assumptions are reviewed on an ongoing basis. Revisions to accounting estimates are recognised in the period in which the estimate is revised if the revision affects only that period, or in the period of the revision and future periods if the revision affects both current and future periods.

5.1 Critical judgements in applying accounting policies

The following are the critical judgements, apart from those involving estimations that the management has made in the process of applying the Company's accounting policies and that have the most significant effect on the amounts recognised in the Financial Statements.

5.1.1 Business model assessment

Classification and measurement of financial assets depends on the results of the SPPI and the business model test. The Company determines the business model at a level that reflects how groups of financial assets are managed together to achieve a particular business objective. This assessment includes judgement reflecting all relevant evidence including how the performance of the assets is evaluated and their performance is measured, the risks that affect the performance of the assets and how these are managed and how the managers of the assets are compensated. The Company monitors financial assets measured at amortised cost that are derecognised prior to their maturity to understand the quantum, the reason for their disposal and whether the reasons are consistent with the objective of the business for which the asset was held. Monitoring is part of the Company's continuous assessment of whether the business model for which the remaining financial assets are held continues to be appropriate and if it is not appropriate whether there has been a change in business model and so a prospective change to the classification of those assets.

5.1.2 Significant increase in credit risk

ECL is measured as an allowance equal to 12-month ECL for stage 1 assets, or lifetime ECL for stage 2 or stage 3 assets. An asset moves to stage 2 when its credit risk has increased significantly since initial recognition. Ind AS 109 does not define what constitutes a significant increase in credit risk. In assessing whether the credit risk of an asset has significantly increased the Company takes into account qualitative and quantitative reasonable and supportable forward-looking information.



Edelweiss Alternative Asset Advisors Pte. Limited

Notes to the financial statements

(Currency: Indian Rupees)

5.1.3 Consolidation of structured entities

A structured entity is an entity that has been designed so that voting or similar rights are not the dominant factor in deciding who controls the entity, such as when any voting rights relate to administrative tasks only and the relevant activities are directed by means of contractual arrangements. In the context of the Company, structured entities comprise Private Funds and alternative investment funds managed by it. The Company consolidates the structured entities that it controls. When making this judgement, the Company also considers voting and similar rights available to itself and other parties, who may limit the Company's ability to control, including rights to appoint, reassign or remove members of the structured entity's key management personnel who have the ability to direct the relevant activities, the exposure to variability of returns and whether the Company has the ability to use its power to affect the amount of the Company's returns i.e. the variability of returns in relation to the total returns of the investee entity. For disclosures of unconsolidated structured entities, refer Note 41.

5.2 Key sources of estimation uncertainty

The following are the key assumptions concerning the future, and other key sources of estimation uncertainty at the end of the reporting period that may have a significant risk of causing a material adjustment to the carrying amounts of assets and liabilities within the next financial year, as described below. The Company based its assumptions and estimates on parameters available when the Financial Statements were prepared. Existing circumstances and assumptions about future developments, however, may change due to market changes or circumstances arising that are beyond the control of the Company. Such changes are reflected in the assumptions when they occur.

5.2.1 Fair value of financial instruments

The fair value of financial instruments is the price that would be received to sell an asset or paid to transfer a liability in an orderly transaction in the principal (or most advantageous) market at the measurement date under current market conditions (i.e., an exit price) regardless of whether that price is directly observable or estimated using another valuation technique. When the fair values of financial assets and financial liabilities recorded in the balance sheet cannot be derived from active markets, they are determined using a variety of valuation techniques that include the use of valuation models. The inputs to these models are taken from observable markets where possible, but where this is not feasible, estimation is required in establishing fair values. Judgements and estimates include considerations of liquidity and model inputs related to items such as credit risk (both own and counterparty), funding value adjustments, correlation and volatility.

5.2.2 Impairment of financial assets

The measurement of impairment losses across all categories of financial assets requires judgement, in particular, the estimation of the amount and timing of future cash flows and collateral values when determining impairment losses and the assessment of a significant



Edelweiss Alternative Asset Advisors Pte. Limited

Notes to the financial statements

(Currency: Indian Rupees)

increase in credit risk. These estimates are driven by a number of factors, changes in which can result in different levels of allowances.

The Company's ECL calculations are outputs of models with a number of underlying assumptions regarding the choice of variable inputs and their interdependencies. Elements of the ECL models that are considered accounting judgements and estimates include:

- Probabilities of defaults (PDs) the calculation of which includes historical data, assumptions and expectations of future conditions.
- The Company's criteria for assessing if there has been a significant increase in credit risk and so allowances for financial assets should be measured on a life-time expected credit loss model basis and the qualitative assessment
- The segmentation of financial assets when their ECL is assessed on a collective basis
- Development of ECL models, including the various formulas and the choice of inputs
- Determination of associations between macroeconomic scenarios and, economic inputs, such as unemployment levels and collateral values, and the effect on PDs, exposure at defaults and loss given defaults (LGDs)
- Selection of forward-looking macroeconomic scenarios and their probability weightings, to derive the economic inputs into the ECL models

It is Company's policy to regularly review its models in the context of actual loss experience and adjust when necessary.

5.2.3 Effective interest rate method

The Company's EIR methodology, as explained in Note 4.1, recognises interest income / expense using a rate of return that represents the best estimate of a constant rate of return over the expected behavioural life of loans given / taken and recognises the effect of characteristics of the product life cycle

This estimation, by nature, requires an element of judgement regarding the expected behaviour and life-cycle of the instruments, as well expected changes fee income/expense that are integral parts of the instrument.

5.2.4 Accounting for deferred taxes

Deferred tax assets are recognised for unused tax losses to the extent that it is probable that taxable profit will be available against which the losses can be utilised. Significant management judgement is required to determine the amount of deferred tax assets that can be recognised, based upon the likely timing and the level of future taxable profits together with future tax planning strategies.



Edelweiss Alternative Asset Advisors Pte. Limited

Notes to the financial statements

(Currency: Indian Rupees)

The Company has recognised deferred tax assets on carried forward tax losses with respect to certain subsidiaries where the Company believes that the said deferred tax assets shall be recoverable based on the estimated future taxable income which in turn is based on approved business plans and budgets. The losses are allowed to be carried forward to the years in which the Company expects that there will be sufficient taxable profits to offset these losses.

6. Standards issued but not yet effective

There are no new standard or amendment issued but not effective



Edelweiss Alternative Asset Advisors Pte. Limited

Notes to the financial statements (Continued)

(Currency : Indian rupees)

	As at 31 March 2023	As at 31 March 2022
7 Cash and cash equivalents		
Balances with banks		
- in current accounts	8,46,19,847	7,95,21,027
Short term fixed deposits	8,20,19,083	-
Accrued interest on fixed deposits	28,365	-
	<u>16,66,67,295</u>	<u>7,95,21,027</u>

8 Trade receivables

Receivables considered good - Unsecured	4,65,99,869	10,03,84,211
Less: allowance of expected credit losses	-	-
	<u>4,65,99,869</u>	<u>10,03,84,211</u>

No trade or other receivables are due from directors or other officers of the company either severally or jointly with any other person. Nor any trade or other receivable are due from firms or private companies respectively in which any director is a partner, a director or a member.

Trade receivables are non-interest bearing and are generally on terms of 30 to 90 days

Ageing of Trade receivables

Trade receivables days past due	Less than 6 months	6 months - 1 year	1-2 years	Total
As at 31 March 2023				
Undisputed Trade receivables – considered good	4,65,99,869	-	-	4,65,99,869
Lease receivables	-	-	-	-
Net carrying amount	4,65,99,869	-	-	4,65,99,869
As at 31 March 2022				
Undisputed Trade receivables – considered good	10,03,84,211	-	-	10,03,84,211
Lease receivables	-	-	-	-
Net carrying amount	10,03,84,211	-	-	10,03,84,211



Edelweiss Alternative Asset Advisors Pte. Limited

Notes to the financial statements (Continued)

(Currency : Indian rupees)

	As at 31 March 2023	As at 31 March 2022
9 Investments		
a) Additional Return partner in SLP	3,70,11,08,104	4,86,237
Total - Gross (A)	3,70,11,08,104	4,86,237
(i) Investments outside India	3,70,11,08,104	4,86,237
(ii) Investment in India	-	-
Total (B)	3,70,11,08,104	4,86,237
Less: Allowance for impairment (C)	-	-
Total Net (A-C)	3,70,11,08,104	4,86,237

Note: The Company record additional return based on fund NAV and waterfall mechanisms based on Limited Partnership Agreements (LPAs). Fund NAV is determined in accordance with fair value of the assets. MTM gain/loss takes care of impairment on any assets, if any as at the reporting dates. Hence, it minimizes uncertainty of claw back, if any.



Edelweiss Alternative Asset Advisors Pte. Limited**Notes to the financial statements (Continued)**

(Currency : Indian rupees)

	As at 31 March 2023	As at 31 March 2022
10 Loans (Unsecured, considered good)		
At amortised cost		
Loans and advances to related parties	15,33,68,818	14,23,11,386
	<u>15,33,68,818</u>	<u>14,23,11,386</u>
Loan given is unsecured and repayable on demand. It bears an interest of 6.25 % p.a.(previous year : 6.25% p.a.) compounded monthly. The loan being short term in nature approximates its fair value.		
11 Other financial assets (Unsecured, considered good)		
Advances to others	42,13,783	-
Deposits	27,418	24,624
Advances recoverable in cash or in kind or for value to be received	2,60,88,302	1,09,05,134
	<u>3,03,29,503</u>	<u>1,09,29,758</u>
12 Deferred tax assets (net)		
Provision for Compensated absences	40,422	69,284
Provisions disallowed	8,77,487	2,04,774
Deferred Tax Liability		
Difference between book and tax depreciation (including intangibles)	(2,00,381)	25,352
	<u>11,18,290</u>	<u>2,48,706</u>



Edelweiss Alternative Asset Advisors Pte. Limited

(Currency : Indian rupees)

Notes to the financial statements (Continued)

13. Property, Plant and Equipment

Description of assets	Gross block					Accumulated Depreciation				Net block		
	As at 01 April 2022	Additions during the year	Deductions during the year	Other adjustments	As at 31 March 2023	As at 01 April 2022	For the year	Deductions during the year	Other adjustments	As at 31 March 2023	As at 31 March 2023	As at 31 March 2022
Tangible assets												
Computer	15,63,700	3,18,771	3,31,619	1,69,768	17,20,620	10,78,619	2,83,892	3,31,619	1,07,565	11,38,458	5,82,162	4,85,081
Office equipment	5,32,977	-	-	-	5,32,977	5,32,977	-	-	-	5,32,977	-	-
Leasehold Improvement	63,31,505	-	-	6,61,089	69,92,594	2,31,637	22,15,047	-	1,40,037	25,86,721	44,05,873	60,99,868
Total	84,28,182	3,18,771	3,31,619	8,30,857	92,46,191	18,43,233	24,98,939	3,31,619	2,47,602	42,58,156	49,88,035	65,84,949

14. Other Intangible Assets

Description of assets	Gross block					Accumulated Depreciation				Net block		
	As at 01 April 2022	Additions during the year	Deductions during the year	Other adjustments	As at 31 March 2023	As at 01 April 2022	For the year	Deductions during the year	Other adjustments	As at 31 March 2023	As at 31 March 2023	As at 31 March 2022
Intangible assets												
Computer software	2,34,995	-	-	-	2,34,995	2,34,995	-	-	-	2,34,995	-	-
Total	2,34,995	-	-	-	2,34,995	2,34,995	-	-	-	2,34,995	-	-



Edelweiss Alternative Asset Advisors Pte. Limited

(Currency : Indian rupees)

Notes to the financial statements (Continued)

13. Property, Plant and Equipment

Description of assets	Gross block					Accumulated Depreciation					Net block	
	As at 01 April 2021	Additions during the year	Deductions during the year	Other adjustments	As at 31 March 2022	As at 01 April 2021	For the year	Deductions during the year	Other adjustments	As at 31 March 2022	As at 31 March 2022	As at 31 March 2021
Tangible assets												
Computer	13,90,592	4,90,839	3,61,865	44,134	15,63,700	13,11,638	93,060	3,51,856	25,777	10,78,619	4,85,081	78,954
Office equipment	5,17,669	-	-	15,309	5,32,977	4,15,147	1,03,871	-	13,959	5,32,977	-	1,02,522
Leasehold Improvement	-	62,85,411	-	46,094	63,31,505	-	2,31,108	-	529	2,31,637	60,99,668	-
Total	19,08,261	67,76,250	3,61,865	1,05,537	84,28,182	17,26,785	4,28,039	3,51,856	40,265	18,43,233	65,84,949	1,81,476

14. Other Intangible Assets

Description of assets	Gross block				Accumulated Depreciation					Net block		
	As at 01 April 2021	Additions during the year	Deductions during the year	Other adjustments	As at 31 March 2022	As at 01 April 2021	For the year	Deductions during the year	Other adjustments	As at 31 March 2022	As at 31 March 2022	As at 31 March 2021
Intangible assets												
Computer software	4,99,586	-	2,78,093	13,502	2,34,995	4,99,586		2,78,093	13,502	2,34,995	-	-
Total	4,99,586	-	2,78,093	13,502	2,34,995	4,99,586	-	2,78,093	13,502	2,34,995	-	-



Edelweiss Alternative Asset Advisors Pte. Limited

Notes to the financial statements (Continued)

(Currency : Indian rupees)

	As at 31 March 2023	As at 31 March 2022
15 Other non-financial assets (Unsecured Considered good, unless stated otherwise)		
Contract Asset	77,02,97,670	67,86,17,021
Prepaid expenses	90,63,184	53,69,100
Vendor advances	9,15,684	30,95,105
	<u>78,02,76,538</u>	<u>68,70,81,226</u>
16 Trade payable		
Outstanding for less than 1 year from due date of payment		
(i) Others	1,62,68,07,236	14,85,03,171
(ii) Disputed dues-Others	-	-
	<u>1,62,68,07,236</u>	<u>14,85,03,171</u>
17 Other financial liabilities		
Accrued salaries and benefits	62,13,200	78,69,056
Other payables	24,96,64,821	33,49,29,034
	<u>25,58,78,021</u>	<u>34,27,98,090</u>
18 Current tax liabilities (net)		
Provision for taxation	6,25,496	26,67,156
	<u>6,25,496</u>	<u>26,67,156</u>
19 Provisions		
Provision for employee benefits		
Compensated absences	4,02,308	6,92,449
	<u>4,02,308</u>	<u>6,92,449</u>
20 Other non-financial liabilities		
Income received in advance	22,09,479	34,63,481
Withholding taxes, Goods and service tax and other taxes payable	1,16,92,996	1,86,31,240
	<u>1,39,02,475</u>	<u>2,20,94,721</u>



Edelweiss Alternative Asset Advisors Pte. Limited

Notes to the financial statements (Continued)

(Currency : Indian rupees)

21 Equity Share Capital

Issued Capital

	As at 31 March 2023	As at 31 March 2022
(a) Issued, subscribed and paid up:		
9,230,000 (Previous year: 9,230,000) Class A Ordinary shares of SGD 1 each, fully paid-up	44,66,39,970	44,66,39,970
100 (Previous year 100) Class B ordinary shares of SGD 1 each, fully paid -up	4,648	4,648
	44,66,44,618	44,66,44,618

(b) Movement in share capital : Class A ordinary shares

	31 March 2023		31 March 2022	
	No. of shares	Amount	No. of shares	Amount
Outstanding at the beginning of the year	92,30,000	44,66,39,970	92,30,000	44,66,39,970
Shares issued during the year	-	-	-	-
Outstanding at the end of the year	92,30,000	44,66,39,970	92,30,000	44,66,39,970

(c) Movement in share capital : Class B ordinary shares

	31 March 2023		31 March 2022	
	No. of shares	Amount	No. of shares	Amount
Outstanding at the beginning of the year	100	4,648	100	4,648
Shares issued during the year	-	-	-	-
Outstanding at the end of the year	100	4,648	100	4,648

(d) % Shares held by Holding Company

	31 March 2023		31 March 2022	
	No. of shares	Percentage	No. of shares	Percentage
(i) Class A Ordinary shares				
Edelweiss Financial Services Limited	-	-	92,30,000	100%
Edelweiss Alternative Asset Advisors Limited	92,30,000	100%	-	-
(ii) Class B Ordinary shares				
Edelweiss Alternative Asset Advisors Limited	95	95%	-	-
Edelweiss Financial Services Limited	-	-	95	95%
Gamla Livförsäkringsaktiebolaget Seb Trygg Liv 9 (PUBL)	5	5%	5	5%
	100.00	100%	100.00	100%



(e) Details of Shareholding of Promoter in the Company

Shares held by promoters As at March 31, 2023

Promoter Name	No. of Shares	% of total shares	% Change during the year
Class A Ordinary shares			
Edelweiss Alternative Asset Advisors Limited	92,30,000	100%	100%
Class B Ordinary shares			
Edelweiss Alternative Asset Advisors Limited	95	95%	100%
Gamla Livförsäkringsaktiebolaget Seb Trygg Liv 9 (PUBL)	5	5%	-

As at 31 March, 2022

Promoter Name	No. of Shares	% of total shares	% Change during the year
Class A Ordinary shares			
Edelweiss Financial Services Limited	92,30,000	100%	100%
Class B Ordinary shares			
Edelweiss Financial Services Limited	95	95%	100%
Gamla Livförsäkringsaktiebolaget Seb Trygg Liv 9 (PUBL)	5	0%	-

(f) Terms/rights attached to ordinary shares

(i) Class A ordinary shares

All Class A ordinary shares are held by Edelweiss Alternative Asset Advisors Limited.

Each holder of Class A ordinary shares is entitled to one vote per share held. Dividend declared by the Company, if any, will be paid in SGD.

In the event of liquidation of the Company, the holders of Class A ordinary shares Class A will be entitled to receive remaining assets of the Company, after distribution of all preferential amounts.

(ii) Class B ordinary shares

Holders of Class B ordinary shares shall have no voting rights/ no rights to control the management of the Company but shall have rights to participate in the income and profits of the Company.

In the event of liquidation of the Company, the holders of ordinary shares Class B will be entitled to receive remaining assets of the Company, after distribution of all preferential amounts.



Edelweiss Alternative Asset Advisors Pte. Limited

Notes to the financial statements (Continued)

(Currency : Indian rupees)

For the year ended
31 March 2023

For the year ended
31 March 2022

22 Interest income

On financial assets measured at amortised cost

On loan to related parties

96,34,097

94,03,893

On fixed deposits

33,65,148

3,307

1,29,99,245

94,07,200

23 Revenue from contract with customers

Advisory and other fees

68,67,49,298

67,51,41,290

68,67,49,298

67,51,41,290

Disaggregation of the revenue from contracts with customers and its reconciliation to amounts reported in statement of profit and loss:

Particulars	For the period ended 31 March 2023	For the period ended 31 March 2022
Service at a point in time	-	-
Service transferred over time	68,67,49,298	67,51,41,290
	<u>68,67,49,298</u>	<u>67,51,41,290</u>

24 Net gain on fair value changes

MTM Gain/Loss

3,71,13,32,177

-

3,71,13,32,177

-

25 Other income

Miscellaneous income

12,67,195

6,64,842

12,67,195

6,64,842



Edelweiss Alternative Asset Advisors Pte. Limited

Notes to the financial statements (Continued)

(Currency : Indian rupees)

	For the year ended 31 March 2023	For the year ended 31 March 2022
26 Finance costs		
Financial and bank charges	4,55,061	3,00,988
	<u>4,55,061</u>	<u>3,00,988</u>
27 Employee benefit expenses		
Salaries and Bonus	4,71,46,228	4,98,68,674
Contribution to provident and other funds	37,42,266	26,54,320
Expense on Employee Stock Option Scheme	(7,82,109)	5,37,764
Staff welfare expenses	13,95,321	28,60,486
	<u>5,15,01,706</u>	<u>5,59,21,244</u>



Edelweiss Alternative Asset Advisors Pte. Limited

Notes to the financial statements (Continued)

(Currency : Indian rupees)

	For the year ended 31 March 2023	For the year ended 31 March 2022
28 Other expenses		
Auditors' remuneration (refer note 28(a) below)	19,78,383	16,82,959
Communication	8,50,010	10,28,296
Computer expenses	1,00,025	1,45,719
Corporate social responsibility -Donation	-	19,298
Electricity charges (refer note 28(b) below)	6,56,427	3,47,497
Foreign exchange loss (net)	4,98,22,268	21,84,714
Legal and professional fees	1,73,62,99,000	35,49,65,303
Membership and subscription	86,78,431	60,81,939
Office expenses	5,45,877	25,44,657
Postage and courier	1,53,535	1,41,488
Printing and stationery	1,03,662	1,35,207
Rent (refer note 28(b) below)	58,07,674	72,86,305
Repairs and maintenance	-	1,93,177
Seminar and Conference	50,72,253	32,35,535
Travelling and conveyance	52,22,634	11,32,552
Miscellaneous expenses	4,37,326	277
Selling and distribution expenses	14,30,37,225	22,18,43,093
	1,95,87,64,730	60,29,68,016
Note:		
(a) Auditors' remuneration:		
As Auditors	19,55,506	16,26,435
Towards reimbursement of expenses	22,877	56,524
	19,78,383	16,82,959

(b) Cost sharing:

Edelweiss International (Singapore) Pte Limited being the group company incurs common rent & other amenities expenditure which is for the benefit of the Company. This cost so expended is reimbursed by the Company on the basis of area occupied. Accordingly, and as identified by the management, the expenditure heads in the statement of the profit and loss are inclusive of the reimbursements.



Edehveiss Alternative Asset Advisors Pte. Limited**Notes to the financial statements (Continued)**

(Currency : Indian rupees)

29 Income Tax

The components of income tax expense for the years ended 31 March 2021 and 2020 are:

Particulars	For the year ended 31 March 2023	For the year ended 31 March 2022
Current tax	4,77,879	26,42,847
Adjustment in respect of current income tax of prior years	(13,89,060)	28,89,200
Deferred tax relating to origination and reversal of temporary differences	(8,35,611)	37,791
Total tax charge	(17,46,792)	55,69,838
Current tax	(9,11,181)	26,42,847
Deferred tax	(8,35,611)	37,791

Reconciliation of total tax charge

Particulars	For the year ended 31 March 2023	For the year ended 31 March 2022
Accounting profit before tax as per financial statements	2,39,91,27,479	2,55,95,045
Tax rate (in percentage)	10.00%	10.00%
Income tax expense calculated based on this tax rate	23,99,12,748	25,59,505
Adjustment in respect of current income tax of prior years	(13,89,060)	28,89,200
Effect of utilisation of tax losses on which deferred tax asset earlier not recognised	(8,35,611)	(37,791)
Impact of certain items being taxed at different rates (Non FSI income)	(1,06,319)	(1,45,898)
Other Permanent differences	(23,93,28,550)	3,04,823
Tax charge for the year recorded in P&L	(17,46,792)	55,69,839

Details of temporary differences where deferred tax assets have not been recognised in the balance sheet

There are no unused tax losses as at 31 March 2023



Edelweiss Alternative Asset Advisors Pte. Limited

Notes to the financial statements (Continued)

(Currency : Indian rupees)

30	Earning Per Share	For the year ended 31 March 2023	For the year ended 31 March 2022
	The computation of earnings per share is set out below		
a)	Shareholders earnings (as per Statement of profit and loss)	2,40,08,74,271	2,00,25,207
b)	Calculation of weighted average number of ordinary shares of SGD 1/- each:		
	- Number of shares at the beginning of the year	92,30,000	92,30,000
	- Number of shares issued during the year	-	-
	Total number of ordinary shares outstanding at the end of the year	92,30,000	92,30,000
	Weighted average number of ordinary shares outstanding during the year (based on the date of issue of shares)	92,30,000	92,30,000
	Value per share in SGD	1.00	1.00
c)	Basic and diluted earnings per share (in rupees) (a/b)	260.12	2.17

31 Segment reporting

The Company has operated only in one business segment during the year viz. asset management. Therefore, the Company has only one reportable business segment, the results of which are disclosed in the financial statements. Further, there are no reportable geographical segments.

32 Retirement benefit plan

Defined contribution plan

Amount of Rs 3,742,266 (Previous year: Rs 2,654,320) is recognised as expenses and included in "Employee benefit expense" - Note 27 in the statement of Profit and Loss.



Edelweiss Alternative Asset Advisors Pte. Limited

Notes to the financial statements (Continued)

(Currency : Indian rupees)

33 Maturity analysis of assets and liabilities

The table below shows an analysis of assets and liabilities analysed according to when they are expected to be recovered or settled.

Particulars	31 March 2023			31 March 2022		
	Within 12 months	After 12 months	Total	Within 12 months	After 12 months	Total
Financial assets						
Cash and cash equivalents	16,66,67,295	-	16,66,67,295	7,95,21,027	-	7,95,21,027
Trade receivables	4,65,99,869	-	4,65,99,869	10,03,84,211	-	10,03,84,211
Investments	-	3,70,11,08,104	3,70,11,08,104	-	4,86,237.00	4,86,237
Loans	15,33,68,818	-	15,33,68,818	14,23,11,386	-	14,23,11,386
Other financial assets	3,03,29,503	-	3,03,29,503	1,09,29,758	-	1,09,29,758
Non-financial assets						
Deferred tax assets (net)	-	11,18,290	11,18,290	-	2,48,706	2,48,706
Property, plant and equipment	-	49,88,035	49,88,035	-	65,84,949	65,84,949
Other non-financial assets	14,26,86,547	63,75,89,991	78,02,76,538	13,87,93,997	54,82,87,229	68,70,81,226
Total assets (A)	53,96,52,032	4,34,48,04,420	4,88,44,56,452	47,19,40,379	55,56,07,121	1,02,75,47,500

Particulars	31 March 2023			31 March 2022		
	Within 12 months	After 12 months	Total	Within 12 months	After 12 months	Total
Financial liabilities						
Trade payables	32,19,19,090	1,30,48,88,146	1,62,68,07,236	14,85,03,171	-	14,85,03,171
Trade payables	1,35,50,795	1,30,48,88,146	1,31,84,38,941	90,80,643	-	90,80,643
Trade payables-group	30,83,68,295	-	30,83,68,295	13,94,22,528	-	13,94,22,528
Borrowing (other than debt securities)	-	-	-	-	-	-
Other financial liabilities	7,22,19,167	18,36,58,854	25,58,78,021	17,42,90,292	16,85,07,798	34,27,98,090
Non-financial liabilities						
Current tax liabilities (net)	6,25,496	-	6,25,496	26,67,156	-	26,67,156
Provisions	67,308	3,35,000	4,02,308	1,17,525	5,74,924	6,92,449
Other non-financial liabilities	1,39,02,475	-	1,39,02,475	2,20,94,721	-	2,20,94,721
Total liabilities	40,87,33,536	1,48,88,82,000	1,89,76,15,536	34,76,72,866	16,90,82,721	51,67,55,587
Net (A-B)	13,09,18,496	2855922420	2,98,68,40,916	12,42,67,513	38,65,24,400	51,07,91,913



Edelweiss Alternative Asset Advisors Pte. Limited

Notes to the financial statements (Continued)

(Currency : Indian rupees)

34 Change in liabilities arising from financing activities

There will be no change in liabilities for the reporting periods as there are no transactions relating to financing activities.

35 Contingent liabilities, commitments and lease arrangements

35.1 Legal claims

There are no legal claims outstanding against the Company as at 31 March 2023 (previous year Nil)

35.2 Operating lease commitments

The company has not taken any premises or equipment on lease as at 31 March 2023 (previous year Nil)

35.3 Contingent liabilities and assets

The company doesn't have contingent liabilities as at 31 March 2023 (previous year Nil)



Edelweiss Alternative Asset Advisors Pte. Limited

Notes to the financial statements (Continued)

(Currency : Indian rupees)

36 Related party disclosures as required by Ind AS 24- "Related Party Disclosure":

(A) Names of related parties by whom control is exercised

Edelweiss Financial Services Limited - Ultimate Holding company

Edelweiss Alternative Asset Advisors Limited - Holding company from 28 March 2023

(B) Names of fellow subsidiaries with whom transactions have taken place during the year

Edelweiss International (Singapore) Pte Limited

Edelweiss Asset Management Limited

Edelweiss Alternative Asset Advisors Limited

(C) Associates with whom transactions have taken place during the year

Nuvama Financial Services Inc (formerly known as Edelweiss Financial Services Inc.)

Nuvama Investment Advisors Private Limited (formerly known as Edelweiss Investment Adv

(D) Key Management Personnel

Shirsha Ganguly

Ashish Pithawala



Edelweiss Alternative Asset Advisors Pte. Limited

(Currency: Indian rupees)

36 Transactions with related parties for quarter ended 31 March 2023

Sr. No.	Nature of transaction	Related party name	For the period ended 31 March 2023	For the year ended 31 March 2022
(i)	Current account transactions during the year			
	Short term loans repaid by (refer note below)	Edelweiss International (Singapore) Pte. Ltd.	-	1,47,88,250
	Short term loans repaid by (refer note below)	Edelweiss International (Singapore) Pte. Ltd.	-	1,47,88,250
	Interest income on loans given to	Edelweiss International (Singapore) Pte. Ltd.	96,34,097	94,03,893
	Remuneration paid to (refer note below)	Key Management Personnels	1,19,94,143	2,20,62,222
	Cost reimbursements paid to	Edelweiss International (Singapore) Pte Limited	80,25,934	1,19,59,408
	Cost reimbursements received from	Edelweiss International (Singapore) Pte Limited Nuvama Investment Advisors Private Limited (formerly known as Edelweiss Investment Advisors Private Limited)	2,84,787 2,84,787	-
	Reimbursements paid to	Edelweiss Alternative Asset Advisors Limited	3,29,50,754	1,92,17,191
	Reimbursements received from	Nuvama Investment Advisors Private Limited (formerly known as Edelweiss Investment Advisors Private Limited)	-	1,20,614
	Reimbursements received from	Nuvama Investment Advisors Private Limited (formerly known as Edelweiss Investment Advisors Private Limited)	5,82,342	5,27,286
	Distribution and sub-advisory fee paid to	Nuvama Financial Services Inc (formerly known as Edelweiss Financial Services Inc.) Edelweiss Alternative Asset Advisors Limited Edelweiss Asset Management Ltd	9,03,35,353 37,99,87,372 12,94,085	16,14,65,392 32,31,47,026 14,11,321
(iii)	Balances with related parties			
	Short term loans given to	Edelweiss International (Singapore) Pte Limited	15,25,55,495	14,08,80,779
	Interest accrued but not due	Edelweiss International (Singapore) Pte Limited	8,13,323	14,30,607
	Contract Asset	Nuvama Financial Services Inc (formerly known as Edelweiss Financial Services Inc.)	60,30,46,631	51,59,23,114
	Contract Liability	Nuvama Financial Services Inc (formerly known as Edelweiss Financial Services Inc.)	21,05,08,867	26,93,21,833
	Trade payable to	Edelweiss Alternative Asset Advisors Limited Edelweiss Asset Management Limited	30,80,79,014 2,89,281.00	13,85,49,429 8,73,099
	Other financial assets	Edelweiss Financial Services Limited	22,82,009	23,89,796

Note :

- 1) Information relating to remuneration paid to key managerial person mentioned above excludes provision made for gratuity and leave encashment which are provided for group of employees on an overall basis. These are included on cash basis. The variable compensation included herein is on cash basis.
- 2) Loan given/taken to/from related parties are disclosed based on the maximum debit/credit during the reporting period.
- 3) Loan given/taken to/from related parties are disclosed based on total debit/credit during the reporting period.
- 4) Disclosure under section 186(4) of the Companies Act, 2013 for loans and guarantee: Loans have been given for general business purpose.



Edelweiss Alternative Asset Advisors Pte. Limited

Notes to the financial statements (Continued)

(Currency : Indian rupees)

37 Capital management

The Company's objective when managing capital is to ensure that the Company is adequately capitalised. This is achieved by obtaining funding from its holding corporation when necessary.

The Company defines "capital" as including all components of equity. The Company's capital structure is regularly reviewed and managed with due regard to the capital management practices of the group to which the Company belongs.

There were no changes in the Company's approach to capital management during the year.

The Company is required to maintain a base capital of Singapore Dollars (SGD) 250,000 with respect to the licensing requirement imposed by the Monetary Authority of Singapore, pursuant to the Securities and Futures (Financial and Margin Requirements for Holders of Capital Markets Services Licenses) Regulations 2002.

38 Fair Value measurement

Fair value information of the financial assets and liabilities not measured at fair value has not been presented as the carrying amount is a reasonable approximation of the fair value due to their short term nature.

38.1 Assets and liabilities by fair value hierarchy

The following table shows an analysis of financial instruments recorded at fair value by level of the fair value hierarchy

Particulars	31 March 2023			
	Level 1	Level 2	Level 3	Total
Carried Interest partner in SLP	-	-	3,70,11,08,104	3,70,11,08,104
Total financial assets measured at fair value on a recurring basis	-	-	3,70,11,08,104	3,70,11,08,104

Particulars	31 March 2022			
	Level 1	Level 2	Level 3	Total
Carried Interest partner in SLP	-	-	4,86,237	4,86,237
Total financial assets measured at fair value on a recurring basis	-	-	4,86,237	4,86,237

Fair valuation Technique

The Company record additional return based on fund NAV and waterfall mechanisms based on Limited Partnership Agreements (LPAs). Fund NAV is determined in accordance with fair value of the assets. MTM gain/loss takes care of impairment on any assets, if any as at the reporting dates. Hence, it minimizes uncertainty of claw back, if any.

38.2 Movement in level 3 financial instrument measured at fair value


The following table shows a reconciliation of the opening balances and the closing balances for fair value measurements in Level 3 of the fair value hierarchy.

Financial year ended 31 March, 2023

	Carried Interest partner in SLP	Total
Investments - at 1 April, 2022	4,86,237	4,86,237
Profit/(loss) during the year	3,70,06,21,867	3,70,06,21,867
Investments - at 31 March, 2023	3,70,11,08,104	3,70,11,08,104
Profit/(loss) during the year	3,70,06,21,867	3,70,06,21,867

Financial year ended 31 March, 2022

	Carried Interest partner in SLP	Total
Investments - at 1 April, 2021	4,70,505	4,70,505
Purchases during the year	15,732	15,732
Profit/(loss) during the year	-	-
Investments - at 31 March, 2022	4,86,237	4,86,237
Profit/(loss) during the year	-	-



38.3 Fair values of financial Instruments (continued)

Unobservable Inputs used in measuring fair value categorised within Level 3 :

Following tables set out information about significant unobservable inputs used at respective balance sheet dates in measuring financial instruments categorised as Level 3 in the fair value hierarchy:

Type of financial Instruments	Fair value of asset as on March 31, 2023	Valuation techniques	Significant unobservable input	Range of estimates (weighted-average) for unobservable input	Increase in the unobservable input (% or as the case may be)	Change in fair value	Decrease in the unobservable input (% or as the case may be)	Change in fair value
Additional Return partner in SLP	3,70,11,08,104	Net assets approach	Fair value of underlying investments	NA	5%	41,76,99,202	5%	(42,06,03,855)
Total	3,70,11,08,104					41,76,99,202		(42,06,03,855)

Type of financial Instruments	Fair value of asset as on March 31, 2022	Valuation techniques	Significant unobservable input	Range of estimates (weighted-average) for unobservable input	Increase in the unobservable input (% or as the case may be)	Change in fair value	Decrease in the unobservable input (% or as the case may be)	Change in fair value
Additional Return partner in SLP	4,86,237	Net assets approach	Fair value of underlying investments	NA	5%	24,312	5%	(24,312)
Total	4,86,237					24,312		(24,312)



Edelweiss Alternative Asset Advisors Pte. Limited

Notes to the financial statements (Continued)

(Currency : Indian rupees)

39 Risk Management

The Company's risk management policies are established to identify and analyse the risks faced by the Company, to set appropriate risk limits and controls, and to monitor risks and adherence to limits. Risk management policies and systems are reviewed regularly to reflect changes in market conditions and the Company's activities. The Company, through its training and management standards and procedures, aims to develop a disciplined and constructive control environment in which all employees understand their roles and obligations.

39.1 Credit Risk

Credit risk is the risk that one party to a financial instrument will fail to discharge an obligation and cause the other party to incur a financial loss.

The carrying amounts of financial assets in the statement of financial position represent the Company's maximum exposure to credit risk, before taking into account any collateral held. The Company does not hold any collateral in respect of their financial assets.

At the reporting date, there was no significant concentration of credit risk. The maximum credit risk is represented by the carrying amount of each financial asset in the statement of financial position.

The Company's cash and cash equivalents are held with reputed financial institutions. Trade receivables largely comprise of receivables from Funds managed by itself. Loans comprises of loans given to its group Company.

39.1.1 Analysis of risk concentration

The company primarily operates in financial services industry. Following table shows the risk concentration by the industry for the components of the balance sheet

Particulars	31 March 2023	31 March 2022
Financial assets		
Cash and cash equivalent	16,66,67,295	7,95,21,027
Trade and other receivables	4,65,99,869	10,03,84,211
Investments	3,70,11,08,104	4,86,237
Loans given to group company	15,33,68,818	14,23,11,386
Other financial assets	3,03,02,085	1,09,05,134
Total	4,09,80,46,171	33,36,07,995

Others

Particulars	31 March 2023	31 March 2022
Financial assets		
Other financial assets	27,418	24,624
Total	27,418	24,624



39.1.2 Collateral held and other credit enhancements

The table below shows the maximum exposure to credit risk by class of financial asset. The carrying amounts of financial assets represent the Company's maximum exposure to credit risk, before taking into account any collateral held.

Maximum exposure to credit risk

Particulars	31 March 2023	31 March 2022
Financial assets		
Cash and cash equivalent and other bank balances	16,66,67,295	7,95,21,027
Loans	15,33,68,818	14,23,11,386
Trade receivables	4,65,99,869	10,03,84,211
Total financial assets at amortised cost	36,66,35,982	32,22,16,624
Other financial assets	3,03,29,503	1,09,29,758
Total	39,69,65,485	33,31,46,382

The company does not hold any collateral in respect of above financial assets.

The Company's cash and cash equivalents are held with reputed financial institutions.



(Currency : Indian rupees)
39 Risk Management (continued)

39.2 Liquidity risk and funding management

Liquidity or funding risk is the risk that an enterprise will encounter difficulty in raising funds to meet commitments associated with financial instruments. Liquidity risk may result from an inability to sell a financial asset quickly at close to its fair value. The table below summarises the maturity profile of the Company's financial liabilities at the end of the reporting period based on contractual undiscounted payments.

39.2.1 Analysis of financial liabilities and financial assets by remaining contractual maturities

A. Analysis of non-derivative financial liabilities by remaining contractual maturities

The table below summarises the maturity profile of the undiscounted cash flows of the Company's financial liabilities as at 31 March.

As at 31 March 2023	On demand	1 to 14 days	15 days to 1 month	1 month to 2 months	2 months to 3 months	3 months to 6 months	6 months to 1 year	1 year to 3 years	3 years to 5 years	Over 5 years	Total
Trade payables	-	-	-	-	1,35,50,795	30,83,68,295	-	1,30,48,88,146	-	-	1,62,08,07,236
Other financial liabilities	-	-	-	-	-	-	7,22,19,167	18,36,58,854	-	-	25,58,78,021
Total	-	-	-	-	1,35,50,795	30,83,68,295	7,22,19,167	1,48,85,47,000	-	-	1,88,26,85,257

As at 31 March 2022	On demand	1 to 14 days	15 days to 1 month	1 month to 2 months	2 months to 3 months	3 months to 6 months	6 months to 1 year	1 year to 3 years	3 years to 5 years	Over 5 years	Total
Trade payables	-	-	-	-	14,85,03,171	-	-	-	-	-	14,85,03,171
Other financial liabilities	-	-	-	-	-	-	17,42,90,292	16,85,07,798	-	-	34,27,98,090
Total	-	-	-	-	14,85,03,171	-	17,42,90,292	16,85,07,798	-	-	49,13,01,261

B. Analysis of financial assets by remaining contractual maturities

As at 31 March 2023	On demand	1 to 14 days	15 days to 1 month	1 month to 2 months	2 months to 3 months	3 months to 6 months	6 months to 1 year	1 year to 3 years	3 years to 5 years	Over 5 years	Total
Cash and cash equivalent and other bank balances	8,46,19,847	8,20,47,448	-	-	-	-	-	-	-	-	16,66,67,295
Trade receivables	-	-	-	-	4,65,99,869	-	-	-	-	-	4,65,99,869
Investments	-	-	-	-	-	-	-	3,70,11,08,104.00	-	-	3,70,11,08,104
Loans	-	-	-	-	-	-	15,33,68,818.00	-	-	-	15,33,68,818
Other financial assets	-	-	-	-	-	-	3,03,29,503	-	-	-	3,03,29,503
Total	8,46,19,847	8,20,47,448	-	-	4,65,99,869	-	18,36,98,321	3,70,11,08,104	-	-	4,09,80,73,589

As at 31 March 2022	On demand	1 to 14 days	15 days to 1 month	1 month to 2 months	2 months to 3 months	3 months to 6 months	6 months to 1 year	1 year to 3 years	3 years to 5 years	Over 5 years	Total
Cash and cash equivalent and other bank balances	7,95,21,027	-	-	-	-	-	-	-	-	-	7,95,21,027
Trade receivables	-	-	-	-	10,03,84,211	-	-	-	-	-	10,03,84,211
Investments	-	-	-	-	-	-	-	-	-	4,86,237.00	4,86,237
Loans	14,23,11,386	-	-	-	-	-	-	-	-	-	14,23,11,386
Other financial assets	-	-	-	-	-	-	1,09,29,758	-	-	-	1,09,29,758
Total	22,18,32,413	-	-	-	10,03,84,211	-	1,09,29,758	-	-	4,86,237	33,36,32,619



Edelweiss Alternative Asset Advisors Pte. Limited

Notes to the financial statements (Continued)

(Currency : Indian rupees)

39 Risk Management (continued)

39.2.2 Liquidity Reserves

39.2.2 Financial assets available to support future lending

Particulars	31 March 2023		
	Available as collateral	others ¹	Total carrying amount
Cash and cash equivalent including bank balance	-	16,66,67,295	16,66,67,295
Trade receivables	4,65,99,869	-	4,65,99,869
Other financial assets		3,03,29,503	3,03,29,503
loans		15,33,68,818	15,33,68,818
Investments		3,70,11,08,104	3,70,11,08,104
Property, Plant and Equipment	-	49,88,035	49,88,035
Total assets	4,65,99,869	4,05,64,61,755	4,10,30,61,624

Particulars	31 March 2022		
	Available as collateral	others ¹	Total carrying amount
Cash and cash equivalent including bank balance	-	7,95,21,027	7,95,21,027
Trade receivables	10,03,84,211	-	10,03,84,211
Other financial assets	-	1,09,29,758	1,09,29,758
loans	-	14,23,11,386	14,23,11,386
Investments	-	4,86,237	4,86,237
Property, Plant and Equipment	-	65,84,949	65,84,949
Total assets	10,03,84,211	23,98,33,357	34,02,17,568

1. Represents assets which are not restricted for use as collateral, but that the company would not consider readily available to secure funding in the normal course of business



Edelweiss Alternative Asset Advisors Pte. Limited

Notes to the financial statements (Continued)

(Currency : Indian rupees)

39 Risk Management (continued)

39.3 Total market risk exposure

39.3.1 Fair value or future cash flows of financial instruments will fluctuate due to changes in market variables such as interest rates, foreign exchange rates and equity prices. The Company classifies exposures to market risk into either trading or non-trading portfolios.

Particulars	31 March 2023			31 March 2022		
	Carrying amount	Traded risk	Non-traded risk	Carrying amount	Traded risk	Non-traded risk
Assets						
Cash and cash equivalent and other bank balances	16,66,67,295	-	16,66,67,295	7,95,21,027	-	7,95,21,027
Loans	15,33,68,818	-	15,33,68,818	14,23,11,386	-	14,23,11,386
Trade receivables	4,65,99,869	-	4,65,99,869	10,03,84,211	-	10,03,84,211
Investments	3,70,11,08,104	-	3,70,11,08,104	4,86,237	-	4,86,237
Other Financial Assets	3,03,29,503	-	3,03,29,503	1,09,29,758	-	1,09,29,758
Total	4,09,80,73,589	-	4,09,80,73,589	33,36,32,619	-	33,36,32,619
Liability						
Trade Payables	1,62,68,07,236	-	1,62,68,07,236	14,85,03,171	-	14,85,03,171
Other financial liabilities	25,58,78,021	-	25,58,78,021	34,27,98,090	-	34,27,98,090
Total	1,88,26,85,257	-	1,88,26,85,257	49,13,01,261	-	49,13,01,261



Edehweiss Alternative Asset Advisors Pte. Limited

Notes to the financial statements (Continued)

(Currency : Indian rupees)

39 Risk Management (continued)

39.3 Market risk

Market the risk that the fair value or future cash flows of financial instruments will fluctuate due to changes in market variables such as interest rates, foreign exchange rates and equity prices. The Company classifies exposures to market risk into either trading or non-trading portfolios

39.3.2 (i) Interest rate risk

The Company is not exposed to interest rate risk for FY 2023; the Deposits with bank is at fixed rate of interest. For FY 2022 the company does not have any deposits.

	31 March 2023					
	Increase in basis points	Effect on profit before tax	Effect on Equity	Decrease in basis points	Effect on profit before tax	Effect on Equity
Currency of advances						
USD	25	3,81,389	-	25	(3,81,389)	-

	31 March 2022					
	Increase in basis points	Effect on profit before tax	Effect on Equity	Decrease in basis points	Effect on profit before tax	Effect on Equity
Currency of advances						
USD	25	3,52,202	-	25	(3,52,202)	-

Interest rate risk arises from the possibility that changes in interest rates will affect future cash flows or the fair values of financial instruments.

(ii) Currency risk

Currency risk is the risk that the value of a financial instrument will fluctuate due to changes in foreign exchange rates. Foreign currency risk arise majorly on account of foreign currency borrowings.

The table below indicates the currencies to which the Company had significant exposure at the end of the reported periods. The analysis calculates the effect of a reasonably possible movement of the currency rate against the INR (all other variables being constant) on the statement of profit and loss (due to the fair value of currency sensitive non-trading monetary assets and liabilities) and equity (due to the change in fair value of currency swaps and forward foreign exchange contracts used as cash flow hedges).

	31 March 2023					
	Increase in currency rate (%)	Effect on profit before tax	Effect on Equity	Decrease in currency rate (%)	Effect on profit before tax	Effect on Equity
Currency						
USD	5	10,68,26,854	-	5	(10,68,26,854)	-

	31 March 2022					
	Increase in currency rate (%)	Effect on profit before tax	Effect on Equity	Decrease in currency rate (%)	Effect on profit before tax	Effect on Equity
Currency						
USD	5	(92,23,661)	-	5	92,23,661	-



Notes to the financial statements (Continued)

(Currency : Indian rupees)

40 Unconsolidated structured entities

These are entities that do not meet consolidation criteria explained Summary of significant accounting policies.

An entity that has been designed so that voting or similar rights are not the dominant factor in deciding who controls the entity, such as when any voting rights relate to administrative tasks only and the relevant activities are directed by means of contractual arrangements.

- 40.1 The following tables show the carrying amount of the Company's recorded interest in its consolidated balance sheet as well as the maximum exposure to risk (as defined in below) due to these exposures in the unconsolidated structured entities and asset management activities:

Particulars	31 March 2023	31 March 2022
	Alternative Investment Funds	
Trading assets at fair value		
Investments	3,70,11,08,104	4,86,237
Trade Receivables	4,65,99,869	10,03,84,211
Other financial assets	2,38,06,293	85,15,338
Total Assets	3,77,15,14,266	10,93,85,786
Total Liabilities	-	-
Size of the structured entity	1,07,41,41,73,029	1,04,93,26,81,214
Income from the structured entity	68,67,49,298	67,51,41,290

- 40.2 The following tables show the details of the unconsolidated structured entities, which are not disclosed in the above table

Particulars	Year ended 31 March 2023	Year ended 31 March 2022
Income from those structure entities	68,67,49,298	67,51,41,290
Type of income	Investment Management Fees	Investment Management Fees
Carrying amount of assets transferred to those structured entities during the period	-	-

41 Events after Reporting Date

There have been no events after the reporting date that require disclosure in this financial statement.

42 Other Additional Regulatory Information

42.1. Title deeds of Immovable Properties not held in name of the Company

The Company do not have any immovable properties where title deeds are not held in the name of the Company.



Edelweiss Alternative Asset Advisors Pte. Limited

Notes to the financial statements (Continued)

(Currency : Indian rupees)

42 Other Additional Regulatory Information (continued)

42.2. Loans and Advances

There are no loans or advances in the nature of loans which are granted to promoters, directors, KMPs (as defined under the Companies Act, 2013), either severally or jointly with any other person that are:

- (a) repayable on demand or
- (b) without specifying any terms or period of repayment.

The Company has advanced loan to Edelweiss International Singapore Pte. Limited, a related party, which is repayable on demand :

Type of borrower	Amount of loan or advance in the nature of loan outstanding	Percentage to the total loans and advances in the nature of loans
Related party, Edelweiss International Singapore Pte. Limited	15,33,68,818	100%

42.3. Details of Benami Property held

The Company do not have any benami property, where any proceeding has been initiated or pending against the company for holding any Benami property.

42.4 Security of current assets against borrowings

The Company has no borrowings from banks or financial institutions on the basis of security of current assets.

42.5. Wilful Defaulter

The Company is not declared as wilful defaulter by any bank or financial Institution or other lender.

42.6. Relationship with Struck off Companies

The Company do not have any transactions with companies struck off.

42.7. Registration of charges or satisfaction of charges with Registrar of Companies (ROC)

The Company do not have any charges or satisfaction which is yet to be registered with ROC beyond the statutory period.

42.8. Utilisation of Borrowed funds and share premium:

(A) During the year, the Company has not advanced or loaned or invested funds to any other person(s) or entity(ies), including foreign entities (Intermediaries) with the understanding that the Intermediary shall:

- (i) directly or indirectly lend or invest in other persons or entities identified in any manner whatsoever by or on behalf of the company (Ultimate Beneficiaries) or
- (ii) provide any guarantee, security or the like to or on behalf of the Ultimate Beneficiaries

(B) During the year, the Company has not received any fund from any person(s) or entity(ies), including foreign entities (Funding Party) with the understanding (whether recorded in writing or otherwise) that the Company shall:

- (i) directly or indirectly lend or invest in other persons or entities identified in any manner whatsoever by or on behalf of the Funding Party (Ultimate Beneficiaries) or
- (ii) provide any guarantee, security or the like to or on behalf of the Ultimate Beneficiaries

42.9. Undisclosed Income


The Company have not any such transaction which is not recorded in the books of accounts.


42.10. Details of Crypto Currency or Virtual Currency

The Company has not traded or invested in Crypto currency or Virtual Currency during the current financial year and any of the previous financial years.



As per our report of even date attached.

For NGS & Co. LLP
Chartered Accountants
Firm Registration No.: 119850W


R. P. Soni
Partner
Membership No.: 104796
Mumbai
10 May 2023



For and on behalf of board of directors


Ashish Pithawala
Director

Shirsha Ganguly
Director



10 May 2023